

2000 U.S. Census Data - Report 4a

Cluster: 75
 Vicariate: Montgomery
 Parish:

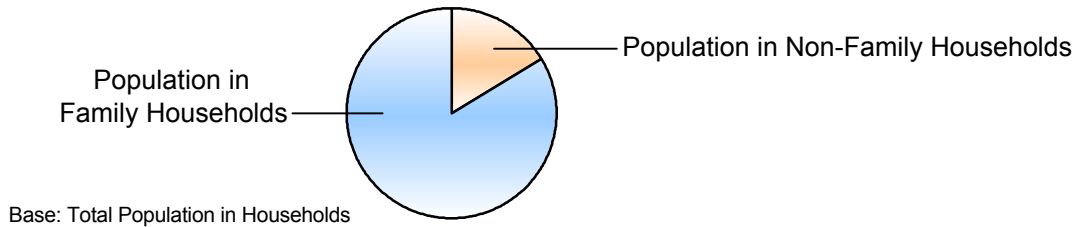
FS# : 2420

St. Stanislaus

	Population		Households	
	#	Pct.	#	Pct.
Total (in Parish Boundaries)	30,116	100.0%	11,997	100.0%

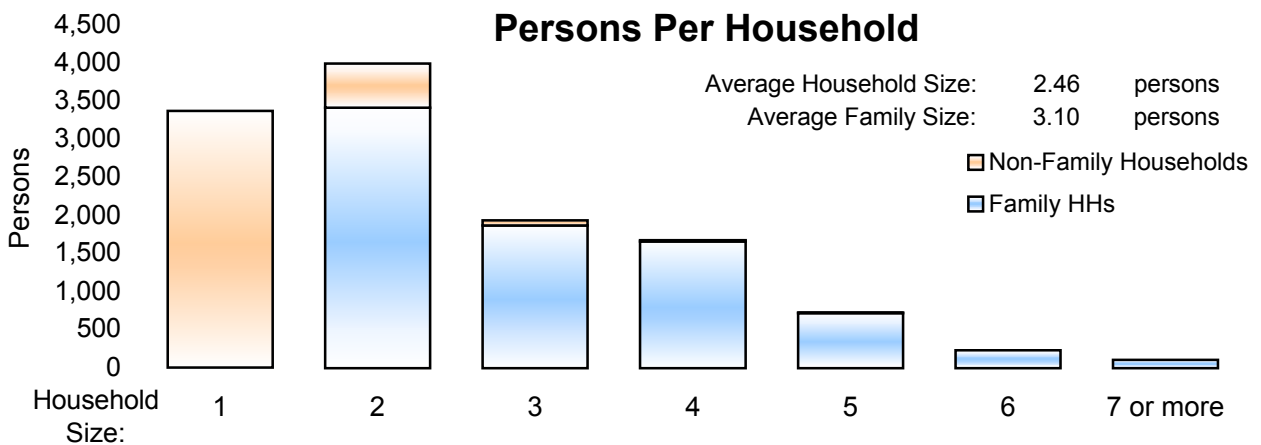
Where do people live?

	Population #	Population Pct.	Households #	Households Pct.
In Households	29,509	98.0%	11,997	100.0%
Family Households	24,687	82.0%	7,963	66.4%
Married Couple Family			6,466	53.9%
Male Householder, no wife present			382	3.2%
Female Householder, no husband present			1,115	9.3%



	Population #	Population Pct.	Households #	Households Pct.
Non-Family Households	4,822	16.0%	4,034	33.6%
Single Person Households (total)	3,369	11.2%	3,369	28.1%
Single Person Households Over 65 Years	1,044	3.5%	1,044	8.7%
Other Non Family Households (total)	1,453	4.8%	665	5.5%

Households with: Same-Sex Unmarried Partners	In Family or Non-Family Households	48	0.4%
Households with: Opposite-Sex Unmarried Partners	In Family or Non-Family Households	503	4.2%



	Population #	Population Pct.
In Group Quarters (Total)	607	2.0%
Institutional Population	485	1.6%
Noninstitutionalized Population	122	0.4%

2000 U.S. Census Data - Report 4b

Cluster: 75
Vicariate: Montgomery

FS#: 2420

Parish: **St. Stanislaus**

Population

Where do Children - Under Age 18 - Live?

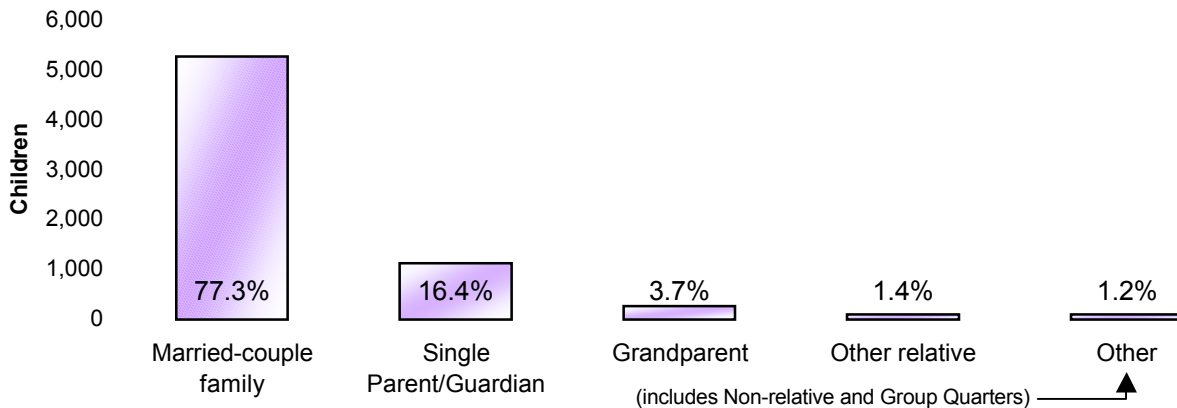
Total Children - Under Age 18 (in Parish Boundaries)

In Households

	#	Pct.
Total Children - Under Age 18 (in Parish Boundaries)	6,805	100.0%
In Households	6,795	99.9%
Householder or spouse is under 18	5	0.1%
With Related:		
Married-couple family	5,262	77.3%
Male householder, no wife present	261	3.8%
Female householder, no husband present	853	12.5%
Grandparent householder	253	3.7%
Other related householder	92	1.4%
With Nonrelatives	69	1.0%

In Group Quarters

In Group Quarters	10	0.1%
Institutionalized population	0	0.0%
Noninstitutionalized population	10	0.1%



Where do Adults - Age 65 and older - Live?

Total Adults - Age 65 and older (in Parish Boundaries)

In Households

	#	Pct.
Total Adults - Age 65 and older (in Parish Boundaries)	4,166	100.0%
In Households	3,687	88.5%
Family Households:		
Is Householder or Spouse	2,241	53.8%
With Householder Child	175	4.2%
With Other Relative householder	155	3.7%
With Non-Related Householder	15	0.4%
In Nonfamily households:		
Male Living Alone	250	6.0%
Female Living Alone	794	19.1%
Other	57	1.4%

In group quarters:

In group quarters:	479	11.5%
Institutionalized population	466	11.2%
Noninstitutionalized population	13	0.3%

2000 U.S. Census Data - Report 4c

Cluster: 75
Vicariate: Montgomery

FS#: 2420

Parish:

St. Stanislaus

What do we know about Catholic Households?	Population		Households	
	#	Pct.	#	Pct.
Registered Catholic (Total)	8,816	100.0%	3,165	100.0%
Single Person Households	554	6.3%	554	17.5%
Religiously Mixed Households			550	17.4%
Contributing Households			2,075	65.6%

Household Charts:




Base: Total Registered Catholic Households

How many housing units are in the parish?

Housing Units

	#	Pct. of Total
Total Housing Units	12,413	100.0%
Occupied	11,997	96.6%
Owner-occupied	8,310	66.9%
Renter-occupied	3,687	29.7%
Vacant	416	3.4%



- Notes:
- (a) Sources: U.S. Census Bureau; 2000 Census of Population and Housing, Summary File 1; (August 2001), 2000 Annual Pastoral Report, completed by pastors for the Chancery Office.
 - (b) Data are calculated by assignment and aggregation of census block/tract to reported geography.
 - (c) Percentages may not total to 100% due to rounding.
 - (d) Average Household and Average Family Size computed as means.

2000 U.S. Census Reports 4a, 4b, and 4c

The U.S. Census Bureau collects data on the people of the United States every 10 years. The 2000 U.S. Census Reports are produced by the Office for Research and Planning of the Archdiocese of Philadelphia for use by pastors. A complete glossary of U.S. Census terminology may be found at: <http://www.census.gov/main/www/glossary.html>. Listed below are definitions to help you understand U.S. Census Reports 4a, 4b, and 4c.

Important Definitions from the U.S. Census:

The census reports two main kinds of housing: households and group quarters:

A **household** is a house, apartment, mobile home or trailer, or a single/group of rooms occupied as separate living quarters.

A **family** includes a householder (the person in whose name the home is owned or rented) and one or more people living in the same household who are related to the householder by birth, marriage, or adoption.

Non-family households are comprised of a householder living alone or with non-relatives only.

In most cases, the **householder** is the person (or one of the people) in whose name the home is owned or rented and/or is listed as Person 1 on the census questionnaire.

A household which contains **unmarried partners** (a householder and his or her partner who are not legally married or participating in a common law marriage) can be either a family or a non-family household. If related persons (e.g. children) live there also, this would be a family household.

Institutional Group Quarters contain people under the care or supervision of trained staff, and classified as "patients" or "inmates" in juvenile and correctional institutions, nursing homes and hospitals for chronically ill.

Non-Institutional Group Quarters contain people living in group quarters other than institutions including college dormitories, religious/other group homes, missions and shelters.

A **Housing Unit** is a house, apartment, mobile home or trailer, group of rooms, or a single room occupied as separate living quarters in which occupants live separately from other individuals in the building.

The following terms are used by the Chancery and the Research and Planning Office when collecting data in the Annual Pastoral Report:

A **Religiously Mixed Household** is a registered household in which at least one member is not Catholic.

A **Contributing Household** is a registered household that regularly uses Church envelopes or is a known financial contributor.