

2000 U.S. Census Data - Report 4a

Cluster: 66
Vicariate: Delaware

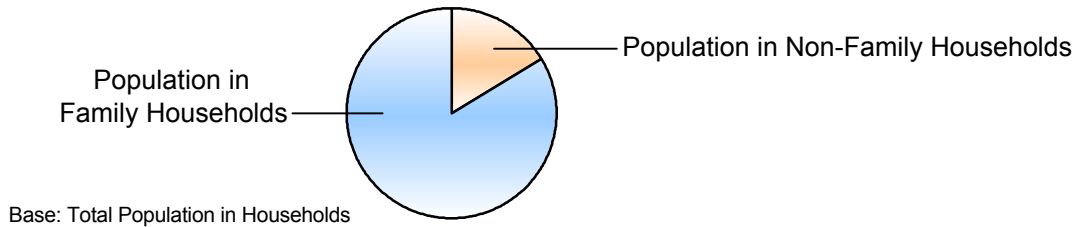
FS# : 2430

Parish: **St. Francis de Sales**

	Population		Households	
	#	Pct.	#	Pct.
Total (in Parish Boundaries)	13,769	100.0%	4,977	100.0%

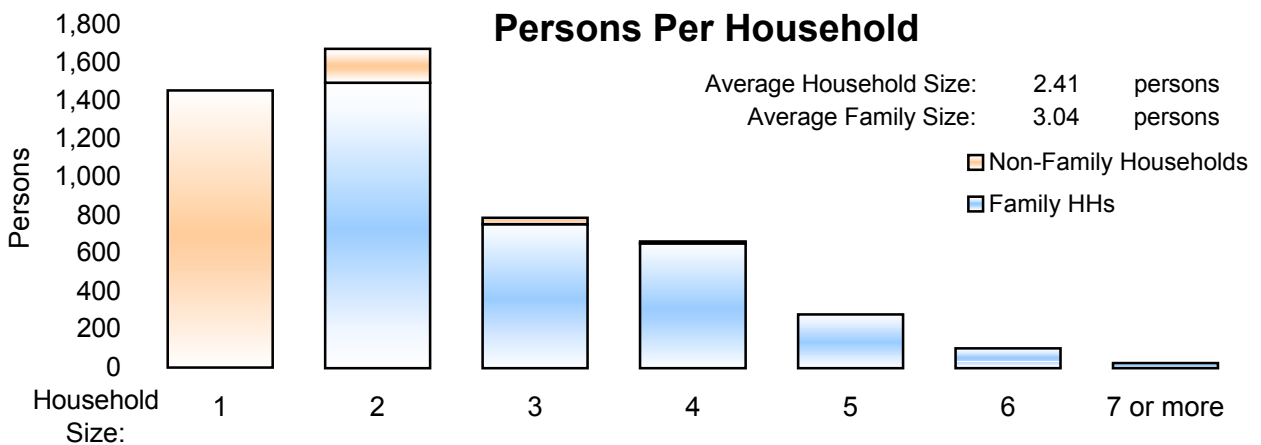
Where do people live?

	Population	Households
	#	Pct.
In Households	11,982	87.0%
Family Households	10,033	72.9%
Married Couple Family		2,790 56.1%
Male Householder, no wife present		119 2.4%
Female Householder, no husband present		393 7.9%



	Population		Households	
	#	Pct.	#	Pct.
Non-Family Households	1,949	14.2%	1,675	33.7%
Single Person Households (total)	1,453	10.6%	1,453	29.2%
Single Person Households Over 65 Years	807	5.9%	807	16.2%
Other Non Family Households (total)	496	3.6%	222	4.5%

Households with: Same-Sex Unmarried Partners	In Family or Non-Family Households	22	0.4%
Households with: Opposite-Sex Unmarried Partners		133	2.7%



	Population
	#
In Group Quarters (Total)	1,787
Institutional Population	1,378 10.0%
Noninstitutionalized Population	409 3.0%

2000 U.S. Census Data - Report 4b

Cluster: 66
Vicariate: Delaware

FS#: 2430

Parish: **St. Francis de Sales**

Population

Where do Children - Under Age 18 - Live?

Total Children - Under Age 18 (in Parish Boundaries)

In Households

Householder or spouse is under 18
With Related:

Married-couple family

Male householder, no wife present

Female householder, no husband present

Grandparent householder

Other related householder

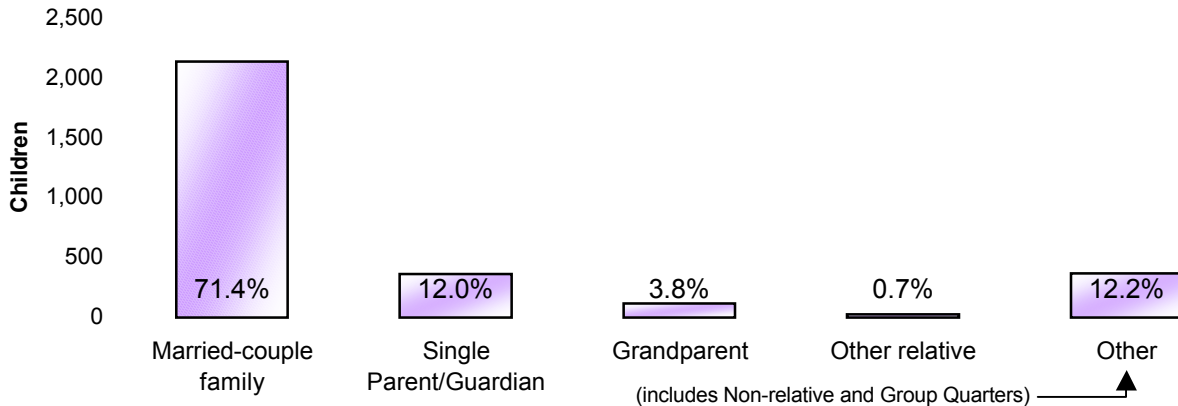
With Nonrelatives

In Group Quarters

Institutionalized population

Noninstitutionalized population

	#	Pct.
Total Children - Under Age 18 (in Parish Boundaries)	2,990	100.0%
In Households	2,666	89.2%
Householder or spouse is under 18	0	0.0%
With Related:		
Married-couple family	2,134	71.4%
Male householder, no wife present	81	2.7%
Female householder, no husband present	277	9.3%
Grandparent householder	114	3.8%
Other related householder	20	0.7%
With Nonrelatives	40	1.3%
In Group Quarters	324	10.8%
Institutionalized population	288	9.6%
Noninstitutionalized population	36	1.2%



Where do Adults - Age 65 and older - Live?

Total Adults - Age 65 and older (in Parish Boundaries)

In Households

Family Households:

Is Householder or Spouse

With Householder Child

With Other Relative householder

With Non-Related Householder

In Nonfamily households:

Male Living Alone

Female Living Alone

Other

In group quarters:

Institutionalized population

Noninstitutionalized population

	#	Pct.
Total Adults - Age 65 and older (in Parish Boundaries)	3,357	100.0%
In Households	2,311	68.8%
Family Households:		
Is Householder or Spouse	1,274	38.0%
With Householder Child	86	2.6%
With Other Relative householder	73	2.2%
With Non-Related Householder	7	0.2%
In Nonfamily households:		
Male Living Alone	156	4.6%
Female Living Alone	651	19.4%
Other	64	1.9%
In group quarters:	1,046	31.2%
Institutionalized population	985	29.3%
Noninstitutionalized population	61	1.8%

2000 U.S. Census Data - Report 4c

Cluster: 66
Vicariate: Delaware

FS#: 2430

Parish:

St. Francis de Sales

What do we know about Catholic Households?	Population		Households	
	#	Pct.	#	Pct.
Registered Catholic (Total)	3,213	100.0%	995	100.0%
Single Person Households	125	3.9%	125	12.6%
Religiously Mixed Households			153	15.4%
Contributing Households			350	35.2%

Household Charts:




Base: Total Registered Catholic Households

How many housing units are in the parish?

Housing Units

	#	Pct. of Total
Total Housing Units	5,107	100.0%
Occupied	4,977	97.5%
Owner-occupied	3,822	74.8%
Renter-occupied	1,155	22.6%
Vacant	130	2.5%



- Notes:
- (a) Sources: U.S. Census Bureau; 2000 Census of Population and Housing, Summary File 1; (August 2001), 2000 Annual Pastoral Report, completed by pastors for the Chancery Office.
 - (b) Data are calculated by assignment and aggregation of census block/tract to reported geography.
 - (c) Percentages may not total to 100% due to rounding.
 - (d) Average Household and Average Family Size computed as means.

2000 U.S. Census Reports 4a, 4b, and 4c

The U.S. Census Bureau collects data on the people of the United States every 10 years. The 2000 U.S. Census Reports are produced by the Office for Research and Planning of the Archdiocese of Philadelphia for use by pastors. A complete glossary of U.S. Census terminology may be found at: <http://www.census.gov/main/www/glossary.html>. Listed below are definitions to help you understand U.S. Census Reports 4a, 4b, and 4c.

Important Definitions from the U.S. Census:

The census reports two main kinds of housing: households and group quarters:

A **household** is a house, apartment, mobile home or trailer, or a single/group of rooms occupied as separate living quarters.

A **family** includes a householder (the person in whose name the home is owned or rented) and one or more people living in the same household who are related to the householder by birth, marriage, or adoption.

Non-family households are comprised of a householder living alone or with non-relatives only.

In most cases, the **householder** is the person (or one of the people) in whose name the home is owned or rented and/or is listed as Person 1 on the census questionnaire.

A household which contains **unmarried partners** (a householder and his or her partner who are not legally married or participating in a common law marriage) can be either a family or a non-family household. If related persons (e.g. children) live there also, this would be a family household.

Institutional Group Quarters contain people under the care or supervision of trained staff, and classified as "patients" or "inmates" in juvenile and correctional institutions, nursing homes and hospitals for chronically ill.

Non-Institutional Group Quarters contain people living in group quarters other than institutions including college dormitories, religious/other group homes, missions and shelters.

A **Housing Unit** is a house, apartment, mobile home or trailer, group of rooms, or a single room occupied as separate living quarters in which occupants live separately from other individuals in the building.

The following terms are used by the Chancery and the Research and Planning Office when collecting data in the Annual Pastoral Report:

A **Religiously Mixed Household** is a registered household in which at least one member is not Catholic.

A **Contributing Household** is a registered household that regularly uses Church envelopes or is a known financial contributor.