

2000 U.S. Census Data - Report 4a

Cluster: 27
Vicariate: Bucks

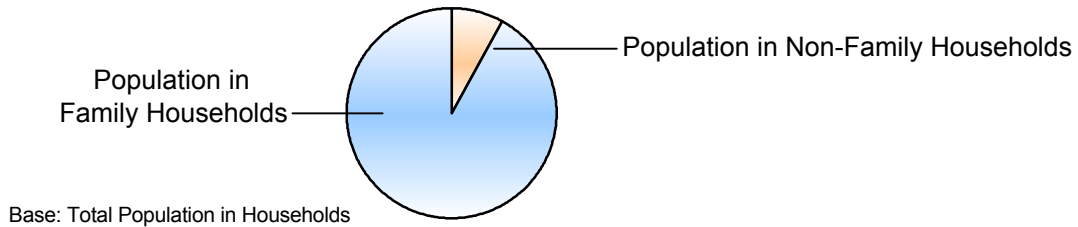
FS# : 2445

Parish: **Queen of the Universe**

	Population		Households	
	#	Pct.	#	Pct.
Total (in Parish Boundaries)	15,592	100.0%	5,233	100.0%

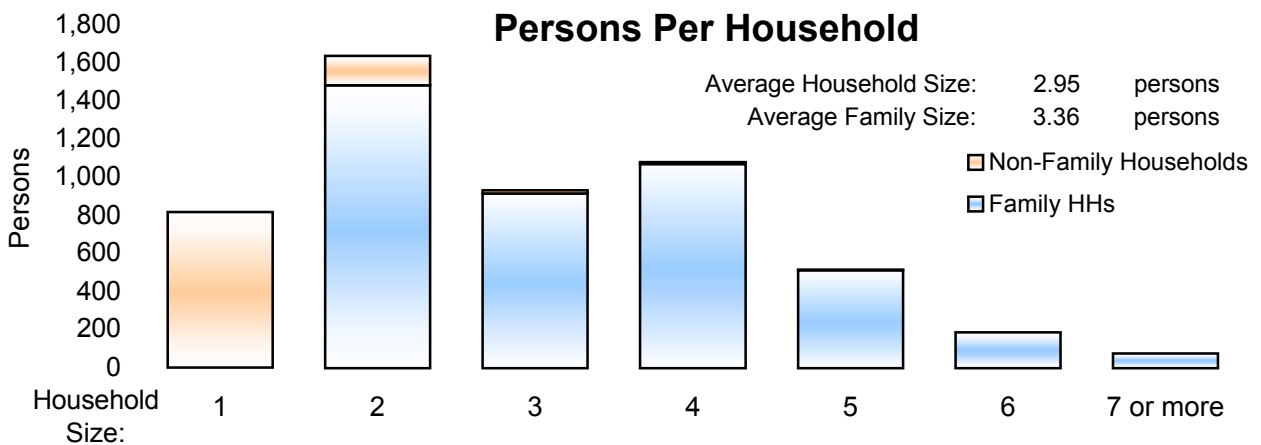
Where do people live?

	Population #	Population Pct.	Households #	Households Pct.
In Households	15,436	99.0%	5,233	100.0%
Family Households	14,205	91.1%	4,233	80.9%
Married Couple Family			3,511	67.1%
Male Householder, no wife present			203	3.9%
Female Householder, no husband present			519	9.9%



	Population		Households	
	#	Pct.	#	Pct.
Non-Family Households	1,231	7.9%	1,000	19.1%
Single Person Households (total)	816	5.2%	816	15.6%
Single Person Households Over 65 Years	421	2.7%	421	8.0%
Other Non Family Households (total)	415	2.7%	184	3.5%

Households with: Same-Sex Unmarried Partners	In Family or Non-Family Households	18	0.3%
Households with: Opposite-Sex Unmarried Partners	In Family or Non-Family Households	195	3.7%



	Population #	Population Pct.
In Group Quarters (Total)	156	1.0%
Institutional Population	120	0.8%
Noninstitutionalized Population	36	0.2%

2000 U.S. Census Data - Report 4b

Cluster: 27
Vicariate: Bucks

FS#: 2445

Parish: **Queen of the Universe**

Population

Where do Children - Under Age 18 - Live?

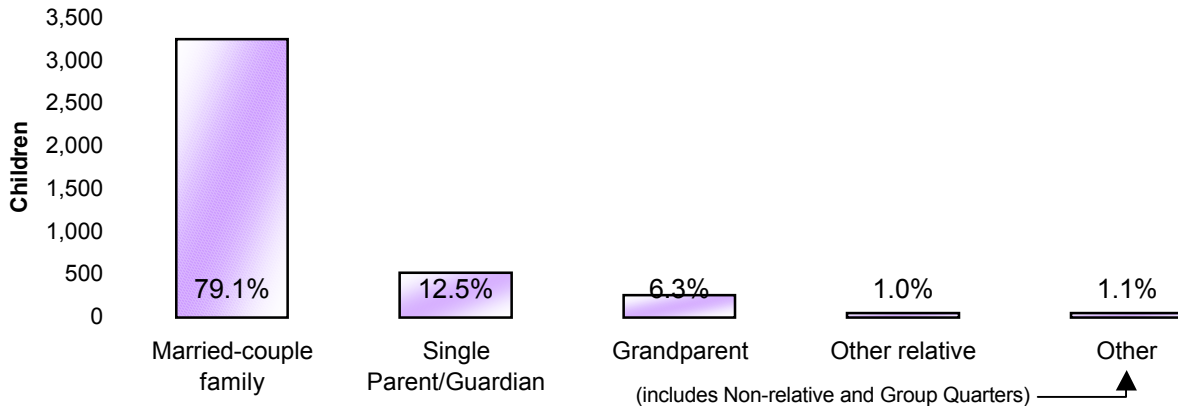
Total Children - Under Age 18 (in Parish Boundaries)

In Households

	#	Pct.
Total Children - Under Age 18 (in Parish Boundaries)	4,117	100.0%
<i>In Households</i>	4,117	100.0%
Householder or spouse is under 18	0	0.0%
With Related:		
Married-couple family	3,256	79.1%
Male householder, no wife present	151	3.7%
Female householder, no husband present	363	8.8%
Grandparent householder	258	6.3%
Other related householder	43	1.0%
With Nonrelatives	46	1.1%

In Group Quarters

Institutionalized population	0	0.0%
Noninstitutionalized population	0	0.0%



Where do Adults - Age 65 and older - Live?

Total Adults - Age 65 and older (in Parish Boundaries)

In Households

	#	Pct.
Total Adults - Age 65 and older (in Parish Boundaries)	2,549	100.0%
<i>In Households</i>	2,427	95.2%
Family Households:		
Is Householder or Spouse	1,708	67.0%
With Householder Child	120	4.7%
With Other Relative householder	119	4.7%
With Non-Related Householder	6	0.2%
In Nonfamily households:		
Male Living Alone	102	4.0%
Female Living Alone	319	12.5%
Other	53	2.1%

In group quarters:

Institutionalized population	111	4.4%
Noninstitutionalized population	11	0.4%

2000 U.S. Census Data - Report 4c

Cluster: 27
Vicariate: Bucks

FS#: 2445

Parish: **Queen of the Universe**

What do we know about Catholic Households?	Population		Households	
	#	Pct.	#	Pct.
Registered Catholic (Total)	8,147	100.0%	2,621	100.0%
Single Person Households	351	4.3%	351	13.4%
Religiously Mixed Households			487	18.6%
Contributing Households			1,825	69.6%

Household Charts:




Base: Total Registered Catholic Households

How many housing units are in the parish?

Housing Units

	#	Pct. of Total
Total Housing Units	5,295	100.0%
Occupied	5,233	98.8%
Owner-occupied	4,674	88.3%
Renter-occupied	559	10.6%
Vacant	62	1.2%



- Notes:
- (a) Sources: U.S. Census Bureau; 2000 Census of Population and Housing, Summary File 1; (August 2001), 2000 Annual Pastoral Report, completed by pastors for the Chancery Office.
 - (b) Data are calculated by assignment and aggregation of census block/tract to reported geography.
 - (c) Percentages may not total to 100% due to rounding.
 - (d) Average Household and Average Family Size computed as means.

2000 U.S. Census Reports 4a, 4b, and 4c

The U.S. Census Bureau collects data on the people of the United States every 10 years. The 2000 U.S. Census Reports are produced by the Office for Research and Planning of the Archdiocese of Philadelphia for use by pastors. A complete glossary of U.S. Census terminology may be found at: <http://www.census.gov/main/www/glossary.html>. Listed below are definitions to help you understand U.S. Census Reports 4a, 4b, and 4c.

Important Definitions from the U.S. Census:

The census reports two main kinds of housing: households and group quarters:

A **household** is a house, apartment, mobile home or trailer, or a single/group of rooms occupied as separate living quarters.

A **family** includes a householder (the person in whose name the home is owned or rented) and one or more people living in the same household who are related to the householder by birth, marriage, or adoption.

Non-family households are comprised of a householder living alone or with non-relatives only.

In most cases, the **householder** is the person (or one of the people) in whose name the home is owned or rented and/or is listed as Person 1 on the census questionnaire.

A household which contains **unmarried partners** (a householder and his or her partner who are not legally married or participating in a common law marriage) can be either a family or a non-family household. If related persons (e.g. children) live there also, this would be a family household.

Institutional Group Quarters contain people under the care or supervision of trained staff, and classified as "patients" or "inmates" in juvenile and correctional institutions, nursing homes and hospitals for chronically ill.

Non-Institutional Group Quarters contain people living in group quarters other than institutions including college dormitories, religious/other group homes, missions and shelters.

A **Housing Unit** is a house, apartment, mobile home or trailer, group of rooms, or a single room occupied as separate living quarters in which occupants live separately from other individuals in the building.

The following terms are used by the Chancery and the Research and Planning Office when collecting data in the Annual Pastoral Report:

A **Religiously Mixed Household** is a registered household in which at least one member is not Catholic.

A **Contributing Household** is a registered household that regularly uses Church envelopes or is a known financial contributor.