

2000 U.S. Census Data - Report 4a

Cluster: 67
Vicariate: Delaware

FS# : 2490

Parish:

Nativity B.V.M.

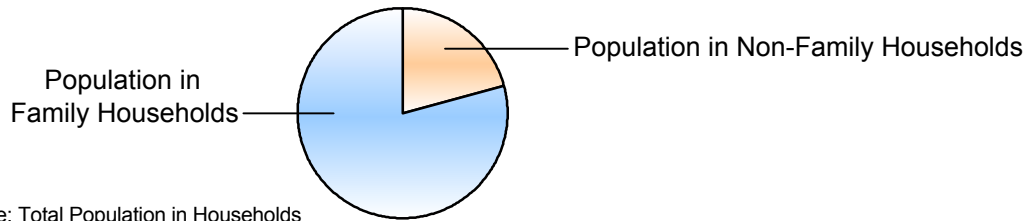
	Population		Households	
	#	Pct.	#	Pct.
Total (in Parish Boundaries)	19,590	100.0%	8,001	100.0%

Where do people live?

In Households

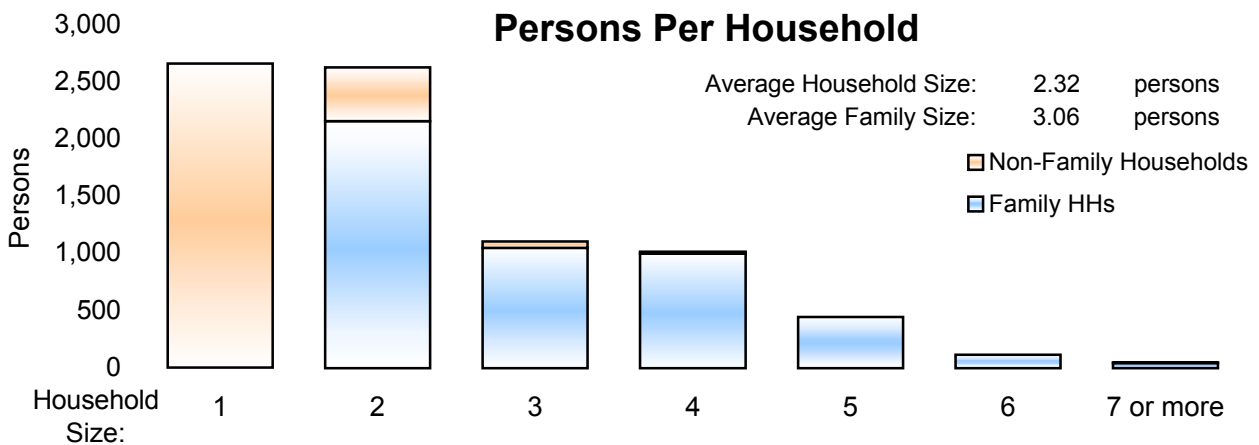
Family Households

Married Couple Family	14,663	74.8%	4,795	59.9%
Male Householder, no wife present			3,863	48.3%
Female Householder, no husband present			223	2.8%
			709	8.9%



	Population		Households	
	#	Pct.	#	Pct.
Non-Family Households	3,866	19.7%	3,206	40.1%
Single Person Households (total)	2,661	13.6%	2,661	33.3%
Single Person Households Over 65 Years	700	3.6%	700	8.7%
Other Non Family Households (total)	1,205	6.2%	545	6.8%

Households with: Same-Sex Unmarried Partners	In Family or Non-Family Households	40	0.5%
Households with: Opposite-Sex Unmarried Partners		296	3.7%



	Population	
	#	Pct.
In Group Quarters (Total)	1,061	5.4%
Institutional Population	920	4.7%
Noninstitutionalized Population	141	0.7%

2000 U.S. Census Data - Report 4b

Cluster: 67
Vicariate: Delaware

FS#: 2490

Parish: **Nativity B.V.M.**

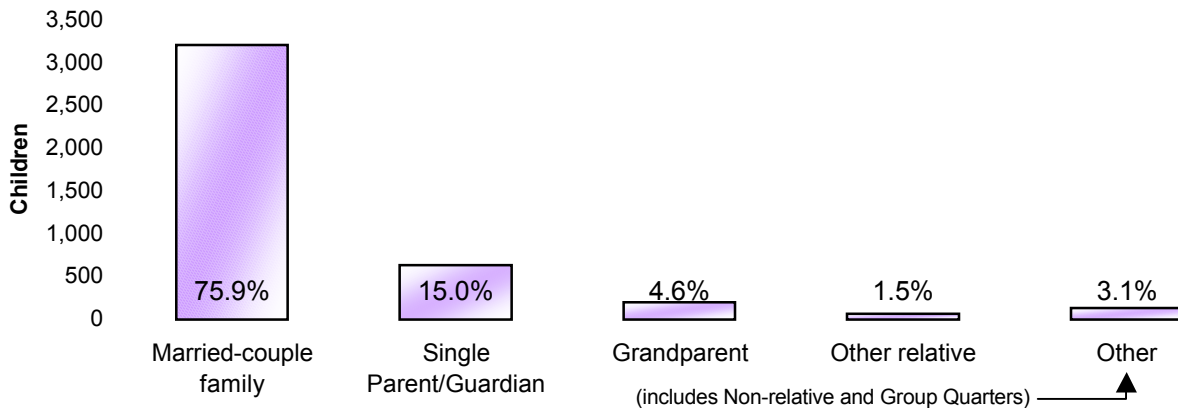
Population

Where do Children - Under Age 18 - Live?

Total Children - Under Age 18 (in Parish Boundaries)

In Households

	#	Pct.
Total Children - Under Age 18 (in Parish Boundaries)	4,227	100.0%
In Households	4,134	97.8%
Householder or spouse is under 18	2	0.0%
With Related:		
Married-couple family	3,209	75.9%
Male householder, no wife present	108	2.6%
Female householder, no husband present	525	12.4%
Grandparent householder	193	4.6%
Other related householder	63	1.5%
With Nonrelatives	34	0.8%
In Group Quarters	93	2.2%
Institutionalized population	92	2.2%
Noninstitutionalized population	1	0.0%



Where do Adults - Age 65 and older - Live?

Total Adults - Age 65 and older (in Parish Boundaries)

In Households

	#	Pct.
Total Adults - Age 65 and older (in Parish Boundaries)	3,061	100.0%
In Households	2,597	84.8%
Family Households:		
Is Householder or Spouse	1,615	52.8%
With Householder Child	107	3.5%
With Other Relative householder	86	2.8%
With Non-Related Householder	21	0.7%
In Nonfamily households:		
Male Living Alone	190	6.2%
Female Living Alone	510	16.7%
Other	68	2.2%
In group quarters:	464	15.2%
Institutionalized population	444	14.5%
Noninstitutionalized population	20	0.7%

2000 U.S. Census Data - Report 4c

Cluster: 67
Vicariate: Delaware

FS#: 2490

Parish:

Nativity B.V.M.

What do we know about Catholic Households?	Population		Households	
	#	Pct.	#	Pct.
Registered Catholic (Total)	4,764	100.0%	1,714	100.0%
Single Person Households	341	7.2%	341	19.9%
Religiously Mixed Households			339	19.8%
Contributing Households			1,331	77.7%

Household Charts:




Base: Total Registered Catholic Households

How many housing units are in the parish?

Housing Units

	#	Pct. of Total
Total Housing Units	8,427	100.0%
Occupied	8,001	94.9%
Owner-occupied	5,178	61.4%
Renter-occupied	2,823	33.5%
Vacant	426	5.1%



- Notes:
- (a) Sources: U.S. Census Bureau; 2000 Census of Population and Housing, Summary File 1; (August 2001), 2000 Annual Pastoral Report, completed by pastors for the Chancery Office.
 - (b) Data are calculated by assignment and aggregation of census block/tract to reported geography.
 - (c) Percentages may not total to 100% due to rounding.
 - (d) Average Household and Average Family Size computed as means.

2000 U.S. Census Reports 4a, 4b, and 4c

The U.S. Census Bureau collects data on the people of the United States every 10 years. The 2000 U.S. Census Reports are produced by the Office for Research and Planning of the Archdiocese of Philadelphia for use by pastors. A complete glossary of U.S. Census terminology may be found at: <http://www.census.gov/main/www/glossary.html>. Listed below are definitions to help you understand U.S. Census Reports 4a, 4b, and 4c.

Important Definitions from the U.S. Census:

The census reports two main kinds of housing: households and group quarters:

A **household** is a house, apartment, mobile home or trailer, or a single/group of rooms occupied as separate living quarters.

A **family** includes a householder (the person in whose name the home is owned or rented) and one or more people living in the same household who are related to the householder by birth, marriage, or adoption.

Non-family households are comprised of a householder living alone or with non-relatives only.

In most cases, the **householder** is the person (or one of the people) in whose name the home is owned or rented and/or is listed as Person 1 on the census questionnaire.

A household which contains **unmarried partners** (a householder and his or her partner who are not legally married or participating in a common law marriage) can be either a family or a non-family household. If related persons (e.g. children) live there also, this would be a family household.

Institutional Group Quarters contain people under the care or supervision of trained staff, and classified as "patients" or "inmates" in juvenile and correctional institutions, nursing homes and hospitals for chronically ill.

Non-Institutional Group Quarters contain people living in group quarters other than institutions including college dormitories, religious/other group homes, missions and shelters.

A **Housing Unit** is a house, apartment, mobile home or trailer, group of rooms, or a single room occupied as separate living quarters in which occupants live separately from other individuals in the building.

The following terms are used by the Chancery and the Research and Planning Office when collecting data in the Annual Pastoral Report:

A **Religiously Mixed Household** is a registered household in which at least one member is not Catholic.

A **Contributing Household** is a registered household that regularly uses Church envelopes or is a known financial contributor.