

2000 U.S. Census Data - Report 4a

Cluster: 72
 Vicariate: Montgomery
 Parish:

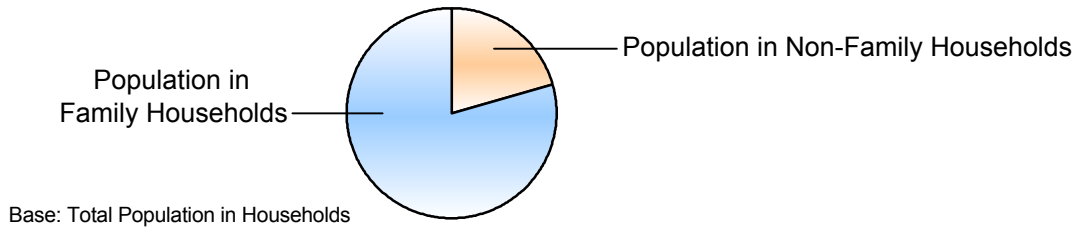
FS# : 2550

St. Patrick

	Population		Households	
	#	Pct.	#	Pct.
Total (in Parish Boundaries)	16,117	100.0%	6,251	100.0%

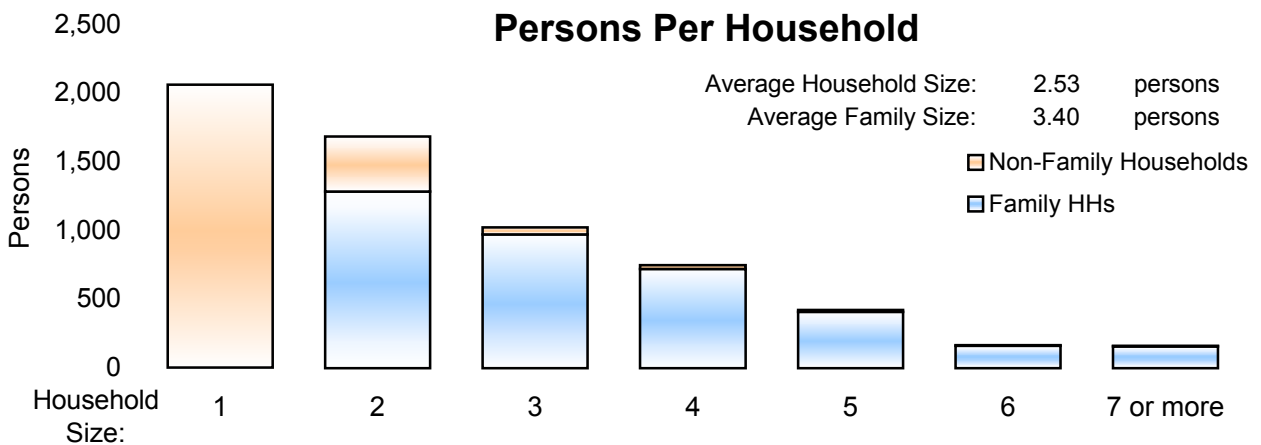
Where do people live?

	Population #	Population Pct.	Households #	Households Pct.
In Households	15,799	98.0%	6,251	100.0%
Family Households	12,553	77.9%	3,693	59.1%
Married Couple Family			1,917	30.7%
Male Householder, no wife present			411	6.6%
Female Householder, no husband present			1,365	21.8%



	Population		Households	
	#	Pct.	#	Pct.
Non-Family Households	3,246	20.1%	2,558	40.9%
Single Person Households (total)	2,062	12.8%	2,062	33.0%
Single Person Households Over 65 Years	673	4.2%	673	10.8%
Other Non Family Households (total)	1,184	7.3%	496	7.9%

Households with: Same-Sex Unmarried Partners	In Family or Non-Family Households	35	0.6%
Households with: Opposite-Sex Unmarried Partners		391	6.3%



	Population #	Population Pct.
In Group Quarters (Total)	318	2.0%
Institutional Population	237	1.5%
Noninstitutionalized Population	81	0.5%

2000 U.S. Census Data - Report 4b

Cluster: 72
Vicariate: Montgomery

FS#: 2550

Parish: **St. Patrick**

Population

Where do Children - Under Age 18 - Live?

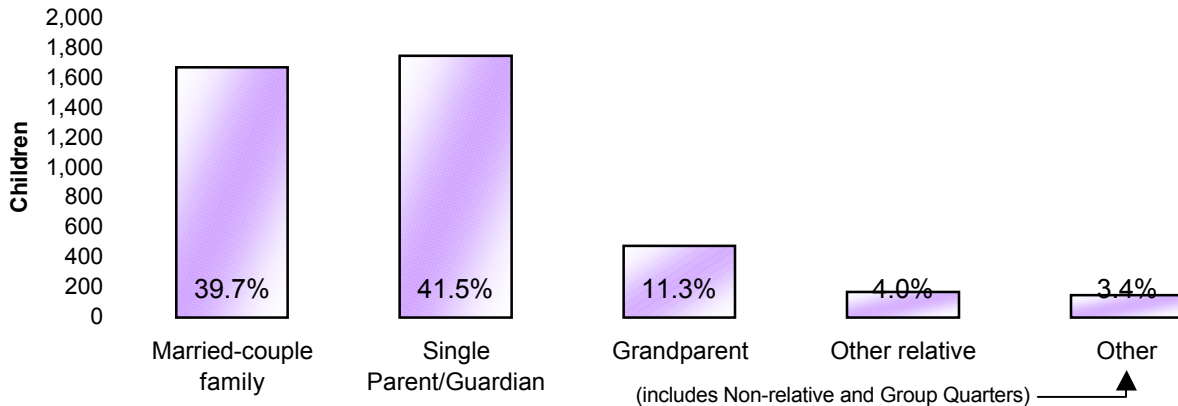
Total Children - Under Age 18 (in Parish Boundaries)

In Households

	#	Pct.
Total Children - Under Age 18 (in Parish Boundaries)	4,205	100.0%
In Households	4,182	99.5%
Householder or spouse is under 18	5	0.1%
With Related:		
Married-couple family	1,669	39.7%
Male householder, no wife present	230	5.5%
Female householder, no husband present	1,517	36.1%
Grandparent householder	475	11.3%
Other related householder	169	4.0%
With Nonrelatives	117	2.8%

In Group Quarters

Institutionalized population	0	0.0%
Noninstitutionalized population	23	0.5%



Where do Adults - Age 65 and older - Live?

Total Adults - Age 65 and older (in Parish Boundaries)

In Households

	#	Pct.
Total Adults - Age 65 and older (in Parish Boundaries)	2,073	100.0%
In Households	1,853	89.4%
Family Households:		
Is Householder or Spouse	921	44.4%
With Householder Child	76	3.7%
With Other Relative householder	85	4.1%
With Non-Related Householder	25	1.2%
In Nonfamily households:		
Male Living Alone	202	9.7%
Female Living Alone	471	22.7%
Other	73	3.5%

In group quarters:

Institutionalized population	220	10.6%
Noninstitutionalized population	8	0.4%

2000 U.S. Census Data - Report 4c

Cluster: 72
Vicariate: Montgomery

FS#: 2550

Parish:

St. Patrick

What do we know about Catholic Households?	Population		Households	
	#	Pct.	#	Pct.
Registered Catholic (Total)	1,634	100.0%	740	100.0%
Single Person Households	216	13.2%	216	29.2%
Religiously Mixed Households			74	10.0%
Contributing Households			177	23.9%

Household Charts:

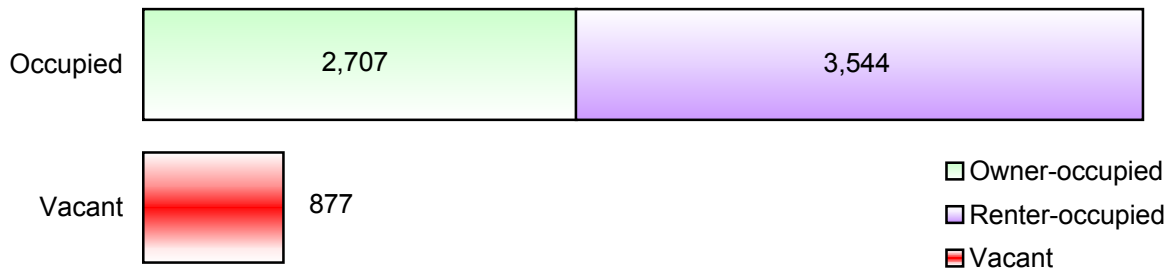


Base: Total Registered Catholic Households

How many housing units are in the parish?

Housing Units

	#	Pct. of Total
Total Housing Units	7,128	100.0%
Occupied	6,251	87.7%
Owner-occupied	2,707	38.0%
Renter-occupied	3,544	49.7%
Vacant	877	12.3%



- Notes:**
- (a) Sources: U.S. Census Bureau; 2000 Census of Population and Housing, Summary File 1; (August 2001), 2000 Annual Pastoral Report, completed by pastors for the Chancery Office.
 - (b) Data are calculated by assignment and aggregation of census block/tract to reported geography.
 - (c) Percentages may not total to 100% due to rounding.
 - (d) Average Household and Average Family Size computed as means.

2000 U.S. Census Reports 4a, 4b, and 4c

The U.S. Census Bureau collects data on the people of the United States every 10 years. The 2000 U.S. Census Reports are produced by the Office for Research and Planning of the Archdiocese of Philadelphia for use by pastors. A complete glossary of U.S. Census terminology may be found at: <http://www.census.gov/main/www/glossary.html>. Listed below are definitions to help you understand U.S. Census Reports 4a, 4b, and 4c.

Important Definitions from the U.S. Census:

The census reports two main kinds of housing: households and group quarters:

A **household** is a house, apartment, mobile home or trailer, or a single/group of rooms occupied as separate living quarters.

A **family** includes a householder (the person in whose name the home is owned or rented) and one or more people living in the same household who are related to the householder by birth, marriage, or adoption.

Non-family households are comprised of a householder living alone or with non-relatives only.

In most cases, the **householder** is the person (or one of the people) in whose name the home is owned or rented and/or is listed as Person 1 on the census questionnaire.

A household which contains **unmarried partners** (a householder and his or her partner who are not legally married or participating in a common law marriage) can be either a family or a non-family household. If related persons (e.g. children) live there also, this would be a family household.

Institutional Group Quarters contain people under the care or supervision of trained staff, and classified as "patients" or "inmates" in juvenile and correctional institutions, nursing homes and hospitals for chronically ill.

Non-Institutional Group Quarters contain people living in group quarters other than institutions including college dormitories, religious/other group homes, missions and shelters.

A **Housing Unit** is a house, apartment, mobile home or trailer, group of rooms, or a single room occupied as separate living quarters in which occupants live separately from other individuals in the building.

The following terms are used by the Chancery and the Research and Planning Office when collecting data in the Annual Pastoral Report:

A **Religiously Mixed Household** is a registered household in which at least one member is not Catholic.

A **Contributing Household** is a registered household that regularly uses Church envelopes or is a known financial contributor.