

2000 U.S. Census Data - Report 4a

Cluster: 72
Vicariate: Montgomery

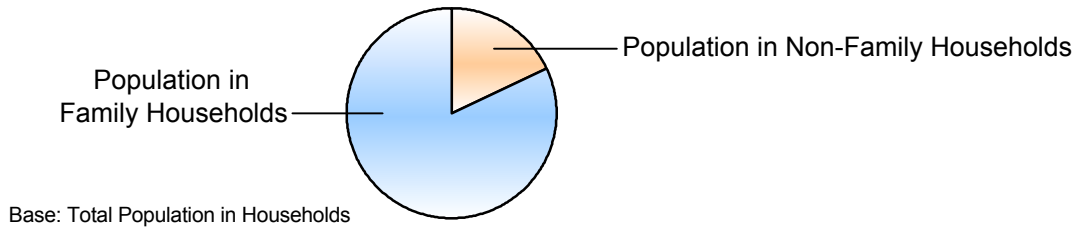
FS# : 2560

Parish: **St. Titus**

	Population		Households	
	#	Pct.	#	Pct.
Total (in Parish Boundaries)	7,278	100.0%	3,075	100.0%

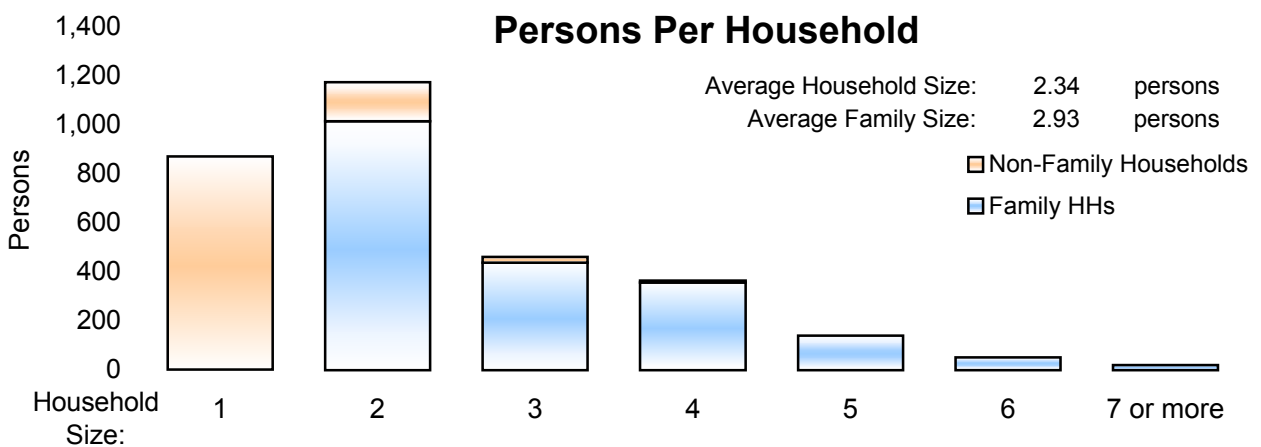
Where do people live?

	Population #	Population Pct.	Households #	Households Pct.
In Households	7,185	98.7%	3,075	100.0%
Family Households	5,887	80.9%	2,011	65.4%
Married Couple Family			1,665	54.1%
Male Householder, no wife present			94	3.1%
Female Householder, no husband present			252	8.2%



	Population #	Population Pct.	Households #	Households Pct.
Non-Family Households	1,298	17.8%	1,064	34.6%
Single Person Households (total)	871	12.0%	871	28.3%
Single Person Households Over 65 Years	388	5.3%	388	12.6%
Other Non Family Households (total)	427	5.9%	193	6.3%

Households with: Same-Sex Unmarried Partners	In Family or Non-Family Households	13	0.4%
Households with: Opposite-Sex Unmarried Partners	In Family or Non-Family Households	106	3.4%



	Population #	Population Pct.
In Group Quarters (Total)	93	1.3%
Institutional Population	69	0.9%
Noninstitutionalized Population	24	0.3%

2000 U.S. Census Data - Report 4b

Cluster: 72
Vicariate: Montgomery

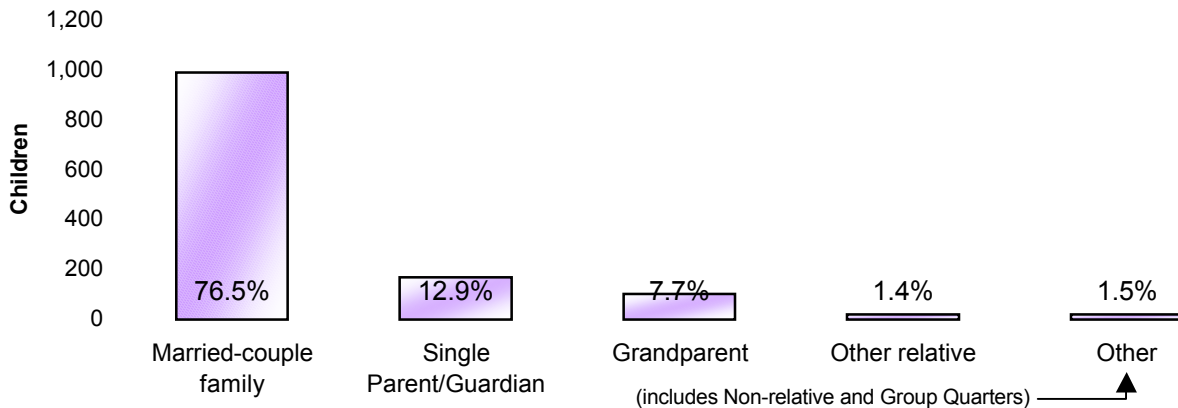
FS#: 2560

Parish: **St. Titus**

Population

Where do Children - Under Age 18 - Live?

	#	Pct.
Total Children - Under Age 18 (in Parish Boundaries)	1,294	100.0%
<i>In Households</i>	1,291	99.8%
Householder or spouse is under 18	0	0.0%
With Related:		
Married-couple family	990	76.5%
Male householder, no wife present	46	3.6%
Female householder, no husband present	121	9.4%
Grandparent householder	100	7.7%
Other related householder	18	1.4%
With Nonrelatives	16	1.2%
<i>In Group Quarters</i>	3	0.2%
Institutionalized population	0	0.0%
Noninstitutionalized population	3	0.2%



Where do Adults - Age 65 and older - Live?

	#	Pct.
Total Adults - Age 65 and older (in Parish Boundaries)	1,508	100.0%
<i>In Households</i>	1,437	95.3%
Family Households:		
Is Householder or Spouse	920	61.0%
With Householder Child	62	4.1%
With Other Relative householder	37	2.5%
With Non-Related Householder	4	0.3%
In Nonfamily households:		
Male Living Alone	92	6.1%
Female Living Alone	296	19.6%
Other	26	1.7%
<i>In group quarters:</i>	71	4.7%
Institutionalized population	63	4.2%
Noninstitutionalized population	8	0.5%

2000 U.S. Census Data - Report 4c

Cluster: 72
Vicariate: Montgomery

FS#: 2560

Parish:

St. Titus

What do we know about Catholic Households?	Population		Households	
	#	Pct.	#	Pct.
Registered Catholic (Total)	3,063	100.0%	1,491	100.0%
Single Person Households	559	18.3%	559	37.5%
Religiously Mixed Households			177	11.9%
Contributing Households			616	41.3%

Household Charts:




Base: Total Registered Catholic Households

How many housing units are in the parish?

Housing Units

	#	Pct. of Total
Total Housing Units	3,163	100.0%
Occupied	3,075	97.2%
Owner-occupied	2,334	73.8%
Renter-occupied	741	23.4%
Vacant	88	2.8%



Notes: (a) Sources: U.S. Census Bureau; 2000 Census of Population and Housing, Summary File 1; (August 2001), 2000 Annual Pastoral Report, completed by pastors for the Chancery Office.
(b) Data are calculated by assignment and aggregation of census block/tract to reported geography.
(c) Percentages may not total to 100% due to rounding.
(d) Average Household and Average Family Size computed as means.

2000 U.S. Census Reports 4a, 4b, and 4c

The U.S. Census Bureau collects data on the people of the United States every 10 years. The 2000 U.S. Census Reports are produced by the Office for Research and Planning of the Archdiocese of Philadelphia for use by pastors. A complete glossary of U.S. Census terminology may be found at: <http://www.census.gov/main/www/glossary.html>. Listed below are definitions to help you understand U.S. Census Reports 4a, 4b, and 4c.

Important Definitions from the U.S. Census:

The census reports two main kinds of housing: households and group quarters:

A **household** is a house, apartment, mobile home or trailer, or a single/group of rooms occupied as separate living quarters.

A **family** includes a householder (the person in whose name the home is owned or rented) and one or more people living in the same household who are related to the householder by birth, marriage, or adoption.

Non-family households are comprised of a householder living alone or with non-relatives only.

In most cases, the **householder** is the person (or one of the people) in whose name the home is owned or rented and/or is listed as Person 1 on the census questionnaire.

A household which contains **unmarried partners** (a householder and his or her partner who are not legally married or participating in a common law marriage) can be either a family or a non-family household. If related persons (e.g. children) live there also, this would be a family household.

Institutional Group Quarters contain people under the care or supervision of trained staff, and classified as "patients" or "inmates" in juvenile and correctional institutions, nursing homes and hospitals for chronically ill.

Non-Institutional Group Quarters contain people living in group quarters other than institutions including college dormitories, religious/other group homes, missions and shelters.

A **Housing Unit** is a house, apartment, mobile home or trailer, group of rooms, or a single room occupied as separate living quarters in which occupants live separately from other individuals in the building.

The following terms are used by the Chancery and the Research and Planning Office when collecting data in the Annual Pastoral Report:

A **Religiously Mixed Household** is a registered household in which at least one member is not Catholic.

A **Contributing Household** is a registered household that regularly uses Church envelopes or is a known financial contributor.