

2000 U.S. Census Data - Report 4a

Cluster: 41
Vicariate: Chester

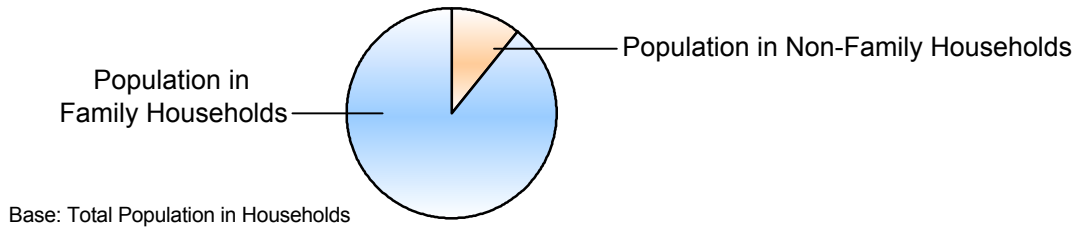
FS#: 2585

Parish: **Sacred Heart**

	Population		Households	
	#	Pct.	#	Pct.
Total (in Parish Boundaries)	20,082	100.0%	6,549	100.0%

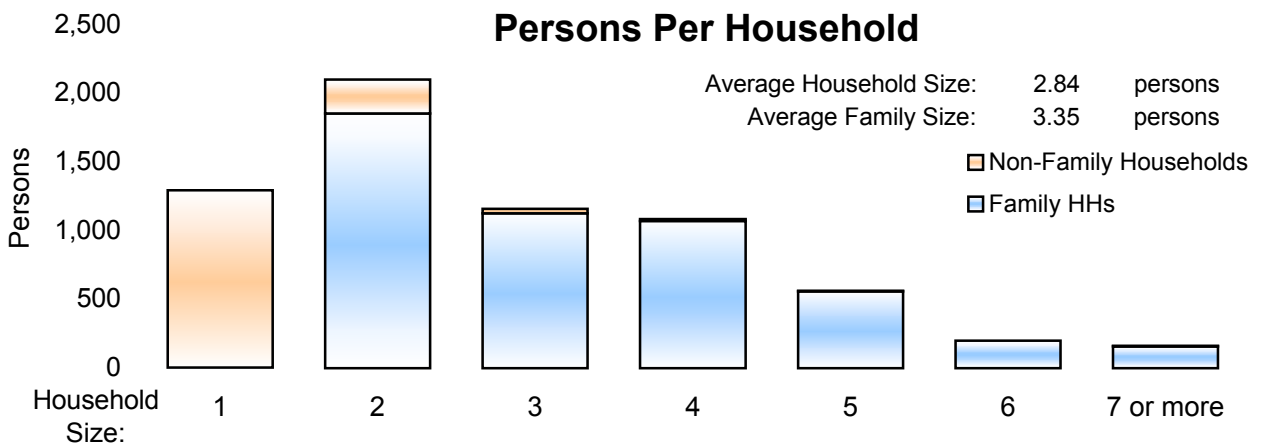
Where do people live?

	Population #	Population Pct.	Households #	Households Pct.
In Households	18,598	92.6%	6,549	100.0%
Family Households	16,558	82.5%	4,946	75.5%
Married Couple Family			4,003	61.1%
Male Householder, no wife present			314	4.8%
Female Householder, no husband present			629	9.6%



	Population #	Population Pct.	Households #	Households Pct.
Non-Family Households	2,040	10.2%	1,603	24.5%
Single Person Households (total)	1,294	6.4%	1,294	19.8%
Single Person Households Over 65 Years	579	2.9%	579	8.8%
Other Non Family Households (total)	746	3.7%	309	4.7%

Households with: Same-Sex Unmarried Partners	In Family or Non-Family Households	29	0.4%
Households with: Opposite-Sex Unmarried Partners	In Family or Non-Family Households	366	5.6%



	Population #	Population Pct.
In Group Quarters (Total)	1,484	7.4%
Institutional Population	140	0.7%
Noninstitutionalized Population	1,344	6.7%

2000 U.S. Census Data - Report 4b

Cluster: 41
Vicariate: Chester

FS#: 2585

Parish: **Sacred Heart**

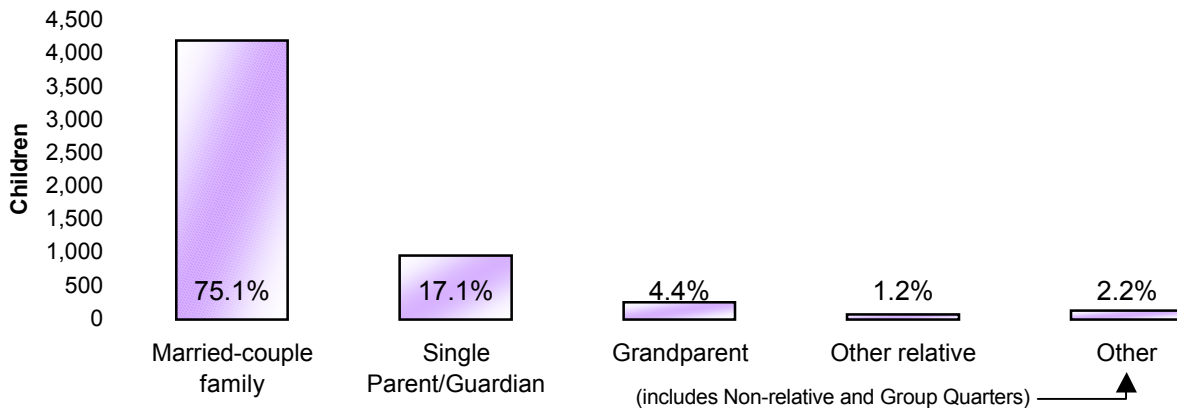
Population

Where do Children - Under Age 18 - Live?

Total Children - Under Age 18 (in Parish Boundaries)

In Households

	#	Pct.
Total Children - Under Age 18 (in Parish Boundaries)	5,575	100.0%
In Households	5,563	99.8%
Householder or spouse is under 18	3	0.1%
With Related:		
Married-couple family	4,187	75.1%
Male householder, no wife present	293	5.3%
Female householder, no husband present	658	11.8%
Grandparent householder	247	4.4%
Other related householder	68	1.2%
With Nonrelatives	107	1.9%
In Group Quarters	12	0.2%
Institutionalized population	0	0.0%
Noninstitutionalized population	12	0.2%



Where do Adults - Age 65 and older - Live?

Total Adults - Age 65 and older (in Parish Boundaries)

In Households

	#	Pct.
Total Adults - Age 65 and older (in Parish Boundaries)	2,120	100.0%
In Households	1,977	93.3%
Family Households:		
Is Householder or Spouse	1,154	54.4%
With Householder Child	103	4.9%
With Other Relative householder	84	4.0%
With Non-Related Householder	7	0.3%
In Nonfamily households:		
Male Living Alone	145	6.8%
Female Living Alone	434	20.5%
Other	50	2.4%
In group quarters:	143	6.7%
Institutionalized population	135	6.4%
Noninstitutionalized population	8	0.4%

2000 U.S. Census Data - Report 4c

Cluster: 41
Vicariate: Chester

FS#: 2585

Parish:

Sacred Heart

What do we know about Catholic Households?	Population		Households	
	#	Pct.	#	Pct.
Registered Catholic (Total)	3,156	100.0%	1,074	100.0%
Single Person Households	52	1.6%	52	4.8%
Religiously Mixed Households			251	23.4%
Contributing Households			300	27.9%

Household Charts:




Base: Total Registered Catholic Households

How many housing units are in the parish?

Housing Units

	#	Pct. of Total
Total Housing Units	6,857	100.0%
Occupied	6,549	95.5%
Owner-occupied	4,887	71.3%
Renter-occupied	1,662	24.2%
Vacant	308	4.5%



- Notes:
- (a) Sources: U.S. Census Bureau; 2000 Census of Population and Housing, Summary File 1; (August 2001), 2000 Annual Pastoral Report, completed by pastors for the Chancery Office.
 - (b) Data are calculated by assignment and aggregation of census block/tract to reported geography.
 - (c) Percentages may not total to 100% due to rounding.
 - (d) Average Household and Average Family Size computed as means.

2000 U.S. Census Reports 4a, 4b, and 4c

The U.S. Census Bureau collects data on the people of the United States every 10 years. The 2000 U.S. Census Reports are produced by the Office for Research and Planning of the Archdiocese of Philadelphia for use by pastors. A complete glossary of U.S. Census terminology may be found at: <http://www.census.gov/main/www/glossary.html>. Listed below are definitions to help you understand U.S. Census Reports 4a, 4b, and 4c.

Important Definitions from the U.S. Census:

The census reports two main kinds of housing: households and group quarters:

A **household** is a house, apartment, mobile home or trailer, or a single/group of rooms occupied as separate living quarters.

A **family** includes a householder (the person in whose name the home is owned or rented) and one or more people living in the same household who are related to the householder by birth, marriage, or adoption.

Non-family households are comprised of a householder living alone or with non-relatives only.

In most cases, the **householder** is the person (or one of the people) in whose name the home is owned or rented and/or is listed as Person 1 on the census questionnaire.

A household which contains **unmarried partners** (a householder and his or her partner who are not legally married or participating in a common law marriage) can be either a family or a non-family household. If related persons (e.g. children) live there also, this would be a family household.

Institutional Group Quarters contain people under the care or supervision of trained staff, and classified as "patients" or "inmates" in juvenile and correctional institutions, nursing homes and hospitals for chronically ill.

Non-Institutional Group Quarters contain people living in group quarters other than institutions including college dormitories, religious/other group homes, missions and shelters.

A **Housing Unit** is a house, apartment, mobile home or trailer, group of rooms, or a single room occupied as separate living quarters in which occupants live separately from other individuals in the building.

The following terms are used by the Chancery and the Research and Planning Office when collecting data in the Annual Pastoral Report:

A **Religiously Mixed Household** is a registered household in which at least one member is not Catholic.

A **Contributing Household** is a registered household that regularly uses Church envelopes or is a known financial contributor.