

2000 U.S. Census Data - Report 4a

Cluster: 27
Vicariate: Bucks

FS# : 2600

Parish:

Our Lady of Grace

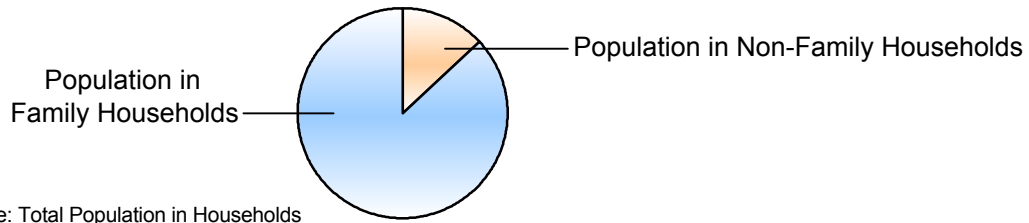
	Population		Households	
	#	Pct.	#	Pct.
Total (in Parish Boundaries)	28,685	100.0%	10,147	100.0%

Where do people live?

In Households

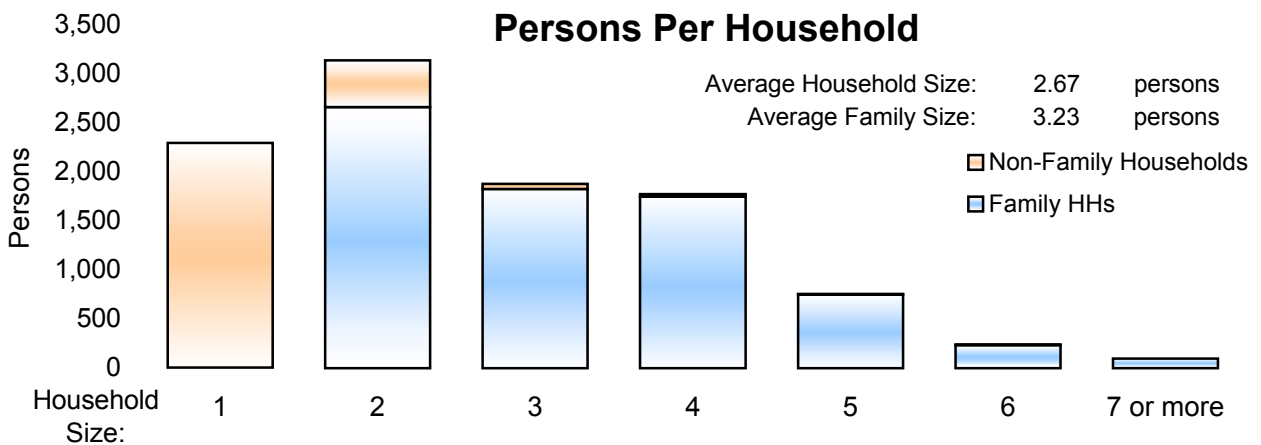
Family Households

Married Couple Family	23,552	82.1%	7,291	71.9%
Male Householder, no wife present			5,849	57.6%
Female Householder, no husband present			394	3.9%
			1,048	10.3%



	Population		Households	
	#	Pct.	#	Pct.
Non-Family Households	3,564	12.4%	2,856	28.1%
Single Person Households (total)	2,293	8.0%	2,293	22.6%
Single Person Households Over 65 Years	701	2.4%	701	6.9%
Other Non Family Households (total)	1,271	4.4%	563	5.5%

Households with: Same-Sex Unmarried Partners	In Family or Non-Family Households	46	0.5%
Households with: Opposite-Sex Unmarried Partners		494	4.9%



	Population	
	#	Pct.
In Group Quarters (Total)	1,569	5.5%
Institutional Population	1,058	3.7%
Noninstitutionalized Population	511	1.8%

2000 U.S. Census Data - Report 4b

Cluster: 27
Vicariate: Bucks

FS#: 2600

Parish: **Our Lady of Grace**

Population

Where do Children - Under Age 18 - Live?

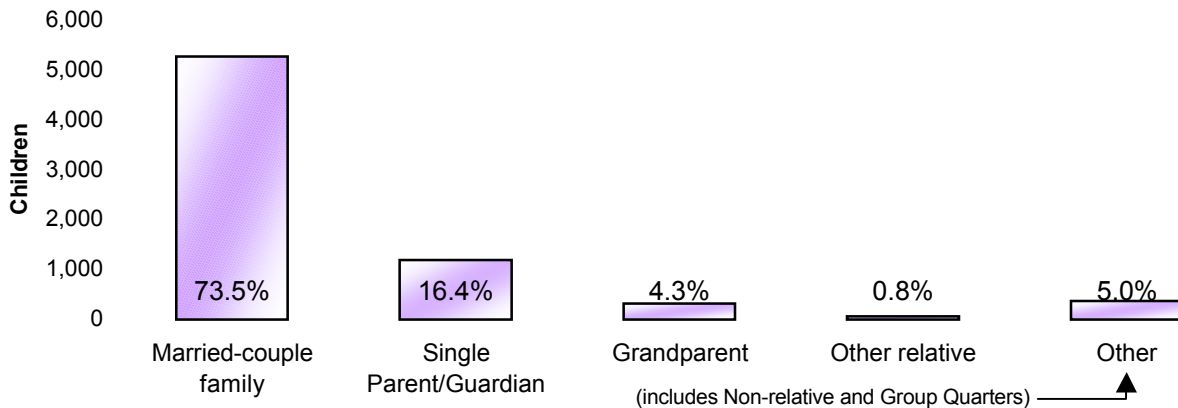
Total Children - Under Age 18 (in Parish Boundaries)

In Households

	#	Pct.
Total Children - Under Age 18 (in Parish Boundaries)	7,172	100.0%
In Households	6,925	96.6%
Householder or spouse is under 18	2	0.0%
With Related:		
Married-couple family	5,271	73.5%
Male householder, no wife present	265	3.7%
Female householder, no husband present	913	12.7%
Grandparent householder	308	4.3%
Other related householder	54	0.8%
With Nonrelatives	112	1.6%

In Group Quarters

In Group Quarters	247	3.4%
Institutionalized population	231	3.2%
Noninstitutionalized population	16	0.2%



Where do Adults - Age 65 and older - Live?

Total Adults - Age 65 and older (in Parish Boundaries)

In Households

	#	Pct.
Total Adults - Age 65 and older (in Parish Boundaries)	3,155	100.0%
In Households	2,758	87.4%
Family Households:		
Is Householder or Spouse	1,612	51.1%
With Householder Child	195	6.2%
With Other Relative householder	157	5.0%
With Non-Related Householder	10	0.3%
In Nonfamily households:		
Male Living Alone	180	5.7%
Female Living Alone	521	16.5%
Other	83	2.6%

In group quarters:

In group quarters:	397	12.6%
Institutionalized population	392	12.4%
Noninstitutionalized population	5	0.2%

2000 U.S. Census Data - Report 4c

Cluster: 27
Vicariate: Bucks

FS#: 2600

Parish:

Our Lady of Grace

What do we know about Catholic Households?	Population		Households	
	#	Pct.	#	Pct.
Registered Catholic (Total)	11,249	100.0%	3,184	100.0%
Single Person Households	400	3.6%	400	12.6%
Religiously Mixed Households			580	18.2%
Contributing Households			1,477	46.4%

Household Charts:




Base: Total Registered Catholic Households

How many housing units are in the parish?

Housing Units

	#	Pct. of Total
Total Housing Units	10,602	100.0%
Occupied	10,147	95.7%
Owner-occupied	6,966	65.7%
Renter-occupied	3,181	30.0%
Vacant	455	4.3%



- Notes:
- (a) Sources: U.S. Census Bureau; 2000 Census of Population and Housing, Summary File 1; (August 2001), 2000 Annual Pastoral Report, completed by pastors for the Chancery Office.
 - (b) Data are calculated by assignment and aggregation of census block/tract to reported geography.
 - (c) Percentages may not total to 100% due to rounding.
 - (d) Average Household and Average Family Size computed as means.

2000 U.S. Census Reports 4a, 4b, and 4c

The U.S. Census Bureau collects data on the people of the United States every 10 years. The 2000 U.S. Census Reports are produced by the Office for Research and Planning of the Archdiocese of Philadelphia for use by pastors. A complete glossary of U.S. Census terminology may be found at: <http://www.census.gov/main/www/glossary.html>. Listed below are definitions to help you understand U.S. Census Reports 4a, 4b, and 4c.

Important Definitions from the U.S. Census:

The census reports two main kinds of housing: households and group quarters:

A **household** is a house, apartment, mobile home or trailer, or a single/group of rooms occupied as separate living quarters.

A **family** includes a householder (the person in whose name the home is owned or rented) and one or more people living in the same household who are related to the householder by birth, marriage, or adoption.

Non-family households are comprised of a householder living alone or with non-relatives only.

In most cases, the **householder** is the person (or one of the people) in whose name the home is owned or rented and/or is listed as Person 1 on the census questionnaire.

A household which contains **unmarried partners** (a householder and his or her partner who are not legally married or participating in a common law marriage) can be either a family or a non-family household. If related persons (e.g. children) live there also, this would be a family household.

Institutional Group Quarters contain people under the care or supervision of trained staff, and classified as "patients" or "inmates" in juvenile and correctional institutions, nursing homes and hospitals for chronically ill.

Non-Institutional Group Quarters contain people living in group quarters other than institutions including college dormitories, religious/other group homes, missions and shelters.

A **Housing Unit** is a house, apartment, mobile home or trailer, group of rooms, or a single room occupied as separate living quarters in which occupants live separately from other individuals in the building.

The following terms are used by the Chancery and the Research and Planning Office when collecting data in the Annual Pastoral Report:

A **Religiously Mixed Household** is a registered household in which at least one member is not Catholic.

A **Contributing Household** is a registered household that regularly uses Church envelopes or is a known financial contributor.