

2000 U.S. Census Data - Report 4a

Cluster: 73
 Vicariate: Montgomery
 Parish:

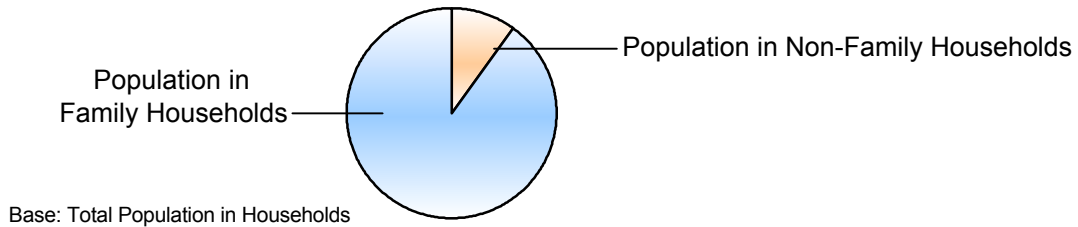
FS# : 2680

St. John of the Cross

	Population		Households	
	#	Pct.	#	Pct.
Total (in Parish Boundaries)	13,618	100.0%	4,814	100.0%

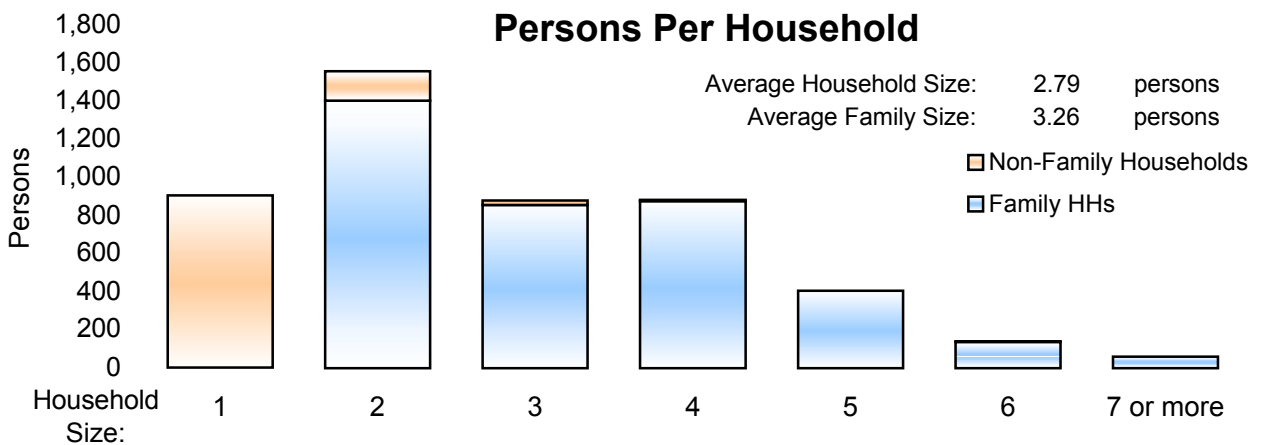
Where do people live?

	Population #	Population Pct.	Households #	Households Pct.
In Households	13,455	98.8%	4,814	100.0%
Family Households	12,121	89.0%	3,723	77.3%
Married Couple Family			2,857	59.3%
Male Householder, no wife present			185	3.8%
Female Householder, no husband present			681	14.1%



	Population		Households	
	#	Pct.	#	Pct.
Non-Family Households	1,334	9.8%	1,091	22.7%
Single Person Households (total)	904	6.6%	904	18.8%
Single Person Households Over 65 Years	400	2.9%	400	8.3%
Other Non Family Households (total)	430	3.2%	187	3.9%

Households with: Same-Sex Unmarried Partners	In Family or Non-Family Households	24	0.5%
Households with: Opposite-Sex Unmarried Partners	In Family or Non-Family Households	168	3.5%



	Population #	Population Pct.
In Group Quarters (Total)	163	1.2%
Institutional Population	108	0.8%
Noninstitutionalized Population	55	0.4%

2000 U.S. Census Data - Report 4b

Cluster: 73
Vicariate: Montgomery

FS#: 2680

Parish: **St. John of the Cross**

Population

Where do Children - Under Age 18 - Live?

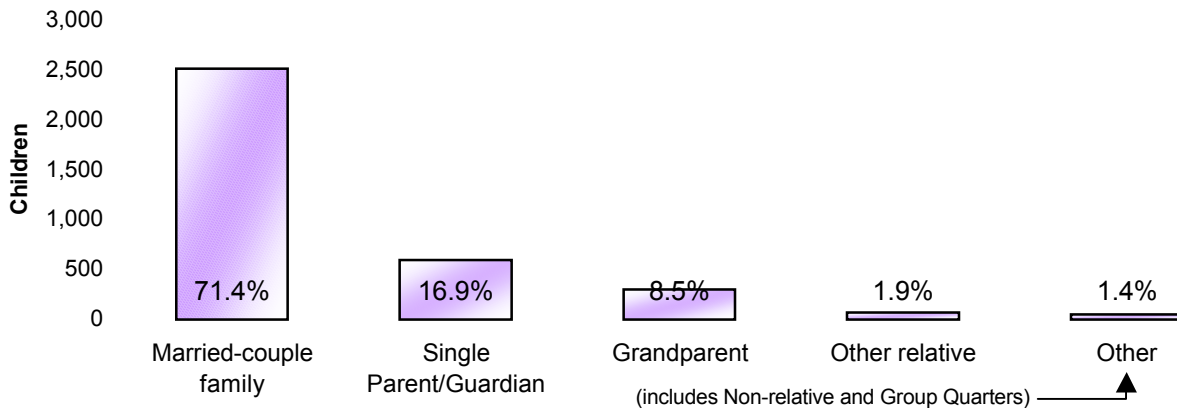
Total Children - Under Age 18 (in Parish Boundaries)

In Households

	#	Pct.
Total Children - Under Age 18 (in Parish Boundaries)	3,517	100.0%
<i>In Households</i>	3,517	100.0%
Householder or spouse is under 18	1	0.0%
With Related:		
Married-couple family	2,510	71.4%
Male householder, no wife present	103	2.9%
Female householder, no husband present	491	14.0%
Grandparent householder	298	8.5%
Other related householder	67	1.9%
With Nonrelatives	47	1.3%

In Group Quarters

Institutionalized population	0	0.0%
Noninstitutionalized population	0	0.0%



Where do Adults - Age 65 and older - Live?

Total Adults - Age 65 and older (in Parish Boundaries)

In Households

	#	Pct.
Total Adults - Age 65 and older (in Parish Boundaries)	2,093	100.0%
<i>In Households</i>	1,973	94.3%
Family Households:		
Is Householder or Spouse	1,322	63.2%
With Householder Child	111	5.3%
With Other Relative householder	75	3.6%
With Non-Related Householder	8	0.4%
In Nonfamily households:		
Male Living Alone	94	4.5%
Female Living Alone	306	14.6%
Other	57	2.7%

In group quarters:

Institutionalized population	120	5.7%
Noninstitutionalized population	103	4.9%
	17	0.8%

2000 U.S. Census Data - Report 4c

Cluster: 73
Vicariate: Montgomery

FS#: 2680

Parish:

St. John of the Cross

What do we know about Catholic Households?	Population		Households	
	#	Pct.	#	Pct.
Registered Catholic (Total)	5,157	100.0%	1,689	100.0%
Single Person Households	295	5.7%	295	17.5%
Religiously Mixed Households			355	21.0%
Contributing Households			1,165	69.0%

Household Charts:




Base: Total Registered Catholic Households

How many housing units are in the parish?

Housing Units

	#	Pct. of Total
Total Housing Units	4,910	100.0%
Occupied	4,814	98.0%
Owner-occupied	4,236	86.3%
Renter-occupied	578	11.8%
Vacant	96	2.0%



- Notes:
- (a) Sources: U.S. Census Bureau; 2000 Census of Population and Housing, Summary File 1; (August 2001), 2000 Annual Pastoral Report, completed by pastors for the Chancery Office.
 - (b) Data are calculated by assignment and aggregation of census block/tract to reported geography.
 - (c) Percentages may not total to 100% due to rounding.
 - (d) Average Household and Average Family Size computed as means.

2000 U.S. Census Reports 4a, 4b, and 4c

The U.S. Census Bureau collects data on the people of the United States every 10 years. The 2000 U.S. Census Reports are produced by the Office for Research and Planning of the Archdiocese of Philadelphia for use by pastors. A complete glossary of U.S. Census terminology may be found at: <http://www.census.gov/main/www/glossary.html>. Listed below are definitions to help you understand U.S. Census Reports 4a, 4b, and 4c.

Important Definitions from the U.S. Census:

The census reports two main kinds of housing: households and group quarters:

A **household** is a house, apartment, mobile home or trailer, or a single/group of rooms occupied as separate living quarters.

A **family** includes a householder (the person in whose name the home is owned or rented) and one or more people living in the same household who are related to the householder by birth, marriage, or adoption.

Non-family households are comprised of a householder living alone or with non-relatives only.

In most cases, the **householder** is the person (or one of the people) in whose name the home is owned or rented and/or is listed as Person 1 on the census questionnaire.

A household which contains **unmarried partners** (a householder and his or her partner who are not legally married or participating in a common law marriage) can be either a family or a non-family household. If related persons (e.g. children) live there also, this would be a family household.

Institutional Group Quarters contain people under the care or supervision of trained staff, and classified as "patients" or "inmates" in juvenile and correctional institutions, nursing homes and hospitals for chronically ill.

Non-Institutional Group Quarters contain people living in group quarters other than institutions including college dormitories, religious/other group homes, missions and shelters.

A **Housing Unit** is a house, apartment, mobile home or trailer, group of rooms, or a single room occupied as separate living quarters in which occupants live separately from other individuals in the building.

The following terms are used by the Chancery and the Research and Planning Office when collecting data in the Annual Pastoral Report:

A **Religiously Mixed Household** is a registered household in which at least one member is not Catholic.

A **Contributing Household** is a registered household that regularly uses Church envelopes or is a known financial contributor.