

2000 U.S. Census Data - Report 4a

Cluster: 65
Vicariate: Delaware

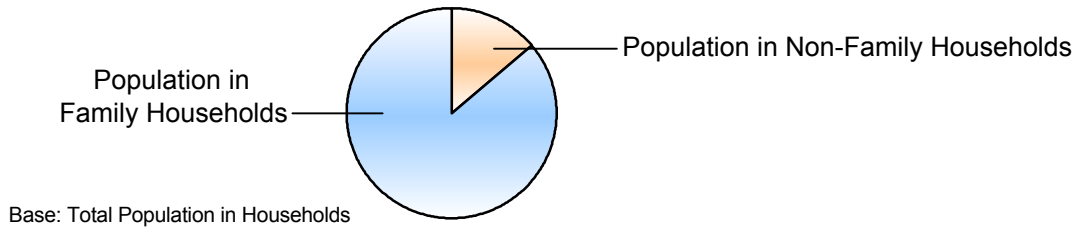
FS# : 2750

Parish: **Notre Dame de Lourdes**

	Population		Households	
	#	Pct.	#	Pct.
Total (in Parish Boundaries)	9,569	100.0%	3,319	100.0%

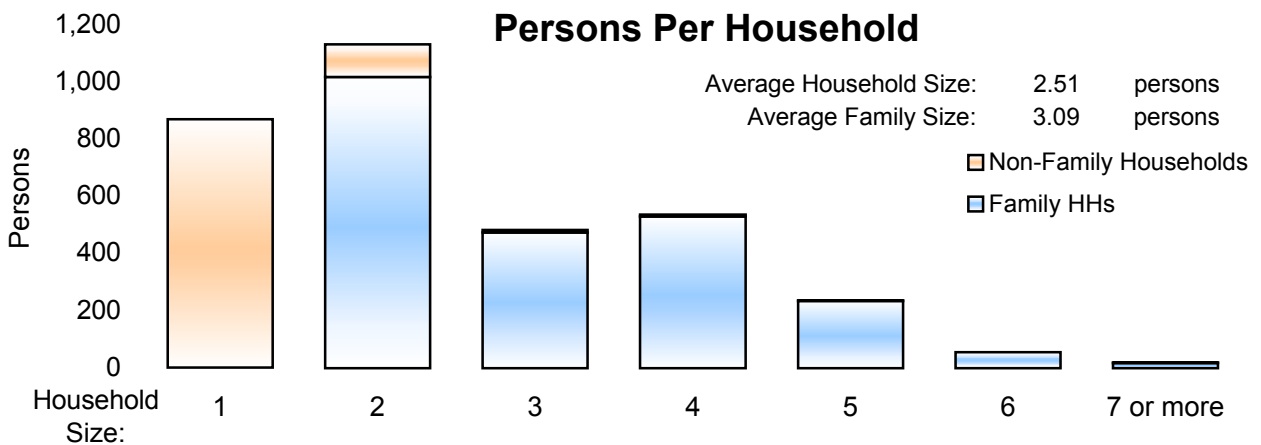
Where do people live?

	Population	Pct.	Households	Pct.
In Households	8,329	87.0%	3,319	100.0%
Family Households	7,165	74.9%	2,319	69.9%
Married Couple Family			1,984	59.8%
Male Householder, no wife present			75	2.3%
Female Householder, no husband present			260	7.8%



	Population	Pct.	Households	Pct.
Non-Family Households	1,164	12.2%	1,000	30.1%
Single Person Households (total)	868	9.1%	868	26.2%
Single Person Households Over 65 Years	438	4.6%	438	13.2%
Other Non Family Households (total)	296	3.1%	132	4.0%

Households with: Same-Sex Unmarried Partners	In Family or Non-Family Households	23	0.7%
Households with: Opposite-Sex Unmarried Partners		82	2.5%



	Population	Pct.
In Group Quarters (Total)	1,240	13.0%
Institutional Population	0	0.0%
Noninstitutionalized Population	1,240	13.0%

2000 U.S. Census Data - Report 4b

Cluster: 65
Vicariate: Delaware

FS#: 2750

Parish: **Notre Dame de Lourdes**

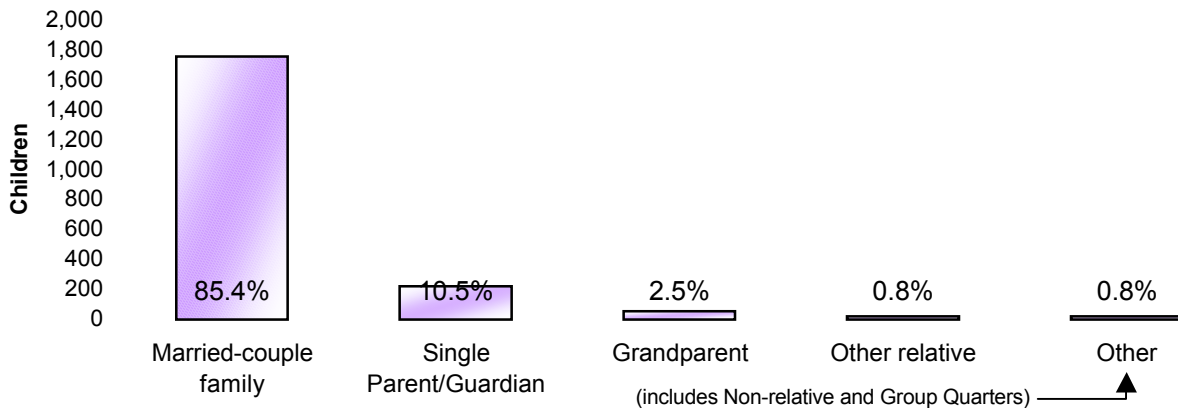
Population

Where do Children - Under Age 18 - Live?

Total Children - Under Age 18 (in Parish Boundaries)

In Households

	#	Pct.
Total Children - Under Age 18 (in Parish Boundaries)	2,059	100.0%
In Households	2,055	99.8%
Householder or spouse is under 18	3	0.1%
With Related:		
Married-couple family	1,758	85.4%
Male householder, no wife present	41	2.0%
Female householder, no husband present	176	8.5%
Grandparent householder	51	2.5%
Other related householder	16	0.8%
With Nonrelatives	10	0.5%
In Group Quarters	4	0.2%
Institutionalized population	0	0.0%
Noninstitutionalized population	4	0.2%



Where do Adults - Age 65 and older - Live?

Total Adults - Age 65 and older (in Parish Boundaries)

In Households

	#	Pct.
Total Adults - Age 65 and older (in Parish Boundaries)	1,622	100.0%
In Households	1,621	99.9%
Family Households:		
Is Householder or Spouse	1,070	66.0%
With Householder Child	37	2.3%
With Other Relative householder	40	2.5%
With Non-Related Householder	3	0.2%
In Nonfamily households:		
Male Living Alone	75	4.6%
Female Living Alone	363	22.4%
Other	33	2.0%
In group quarters:	1	0.1%
Institutionalized population	0	0.0%
Noninstitutionalized population	1	0.1%

2000 U.S. Census Data - Report 4c

Cluster: 65
Vicariate: Delaware

FS#: 2750

Parish: **Notre Dame de Lourdes**

What do we know about Catholic Households?	Population		Households	
	#	Pct.	#	Pct.
Registered Catholic (Total)	3,370	100.0%	1,241	100.0%
Single Person Households	170	5.0%	170	13.7%
Religiously Mixed Households			106	8.5%
Contributing Households			552	44.5%

Household Charts:




Base: Total Registered Catholic Households

How many housing units are in the parish?

Housing Units

	#	Pct. of Total
Total Housing Units	3,410	100.0%
Occupied	3,319	97.3%
Owner-occupied	2,669	78.3%
Renter-occupied	650	19.1%
Vacant	91	2.7%



Notes: (a) Sources: U.S. Census Bureau; 2000 Census of Population and Housing, Summary File 1; (August 2001), 2000 Annual Pastoral Report, completed by pastors for the Chancery Office.
(b) Data are calculated by assignment and aggregation of census block/tract to reported geography.
(c) Percentages may not total to 100% due to rounding.
(d) Average Household and Average Family Size computed as means.

2000 U.S. Census Reports 4a, 4b, and 4c

The U.S. Census Bureau collects data on the people of the United States every 10 years. The 2000 U.S. Census Reports are produced by the Office for Research and Planning of the Archdiocese of Philadelphia for use by pastors. A complete glossary of U.S. Census terminology may be found at: <http://www.census.gov/main/www/glossary.html>. Listed below are definitions to help you understand U.S. Census Reports 4a, 4b, and 4c.

Important Definitions from the U.S. Census:

The census reports two main kinds of housing: households and group quarters:

A **household** is a house, apartment, mobile home or trailer, or a single/group of rooms occupied as separate living quarters.

A **family** includes a householder (the person in whose name the home is owned or rented) and one or more people living in the same household who are related to the householder by birth, marriage, or adoption.

Non-family households are comprised of a householder living alone or with non-relatives only.

In most cases, the **householder** is the person (or one of the people) in whose name the home is owned or rented and/or is listed as Person 1 on the census questionnaire.

A household which contains **unmarried partners** (a householder and his or her partner who are not legally married or participating in a common law marriage) can be either a family or a non-family household. If related persons (e.g. children) live there also, this would be a family household.

Institutional Group Quarters contain people under the care or supervision of trained staff, and classified as "patients" or "inmates" in juvenile and correctional institutions, nursing homes and hospitals for chronically ill.

Non-Institutional Group Quarters contain people living in group quarters other than institutions including college dormitories, religious/other group homes, missions and shelters.

A **Housing Unit** is a house, apartment, mobile home or trailer, group of rooms, or a single room occupied as separate living quarters in which occupants live separately from other individuals in the building.

The following terms are used by the Chancery and the Research and Planning Office when collecting data in the Annual Pastoral Report:

A **Religiously Mixed Household** is a registered household in which at least one member is not Catholic.

A **Contributing Household** is a registered household that regularly uses Church envelopes or is a known financial contributor.