

2000 U.S. Census Data - Report 4a

Cluster: 63
Vicariate: Delaware

FS# : 2765

Parish:

St. Alice

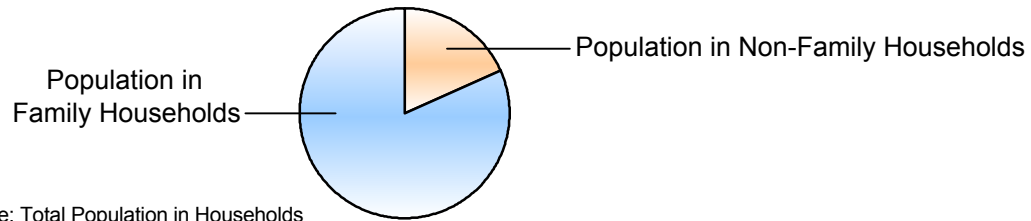
	Population		Households	
	#	Pct.	#	Pct.
Total (in Parish Boundaries)	16,551	100.0%	6,372	100.0%

Where do people live?

In Households

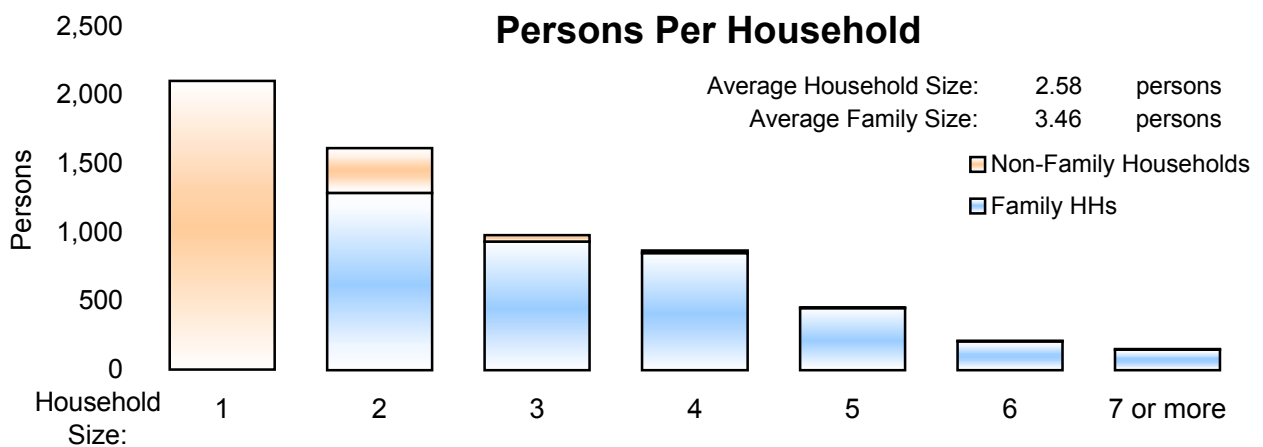
Family Households

Married Couple Family	13,411	81.0%	3,872	60.8%
Male Householder, no wife present			2,497	39.2%
Female Householder, no husband present			391	6.1%
			984	15.4%



	Population		Households	
	#	Pct.	#	Pct.
Non-Family Households	3,011	18.2%	2,500	39.2%
Single Person Households (total)	2,103	12.7%	2,103	33.0%
Single Person Households Over 65 Years	699	4.2%	699	11.0%
Other Non Family Households (total)	908	5.5%	397	6.2%

Households with: Same-Sex Unmarried Partners	In Family or Non-Family Households	34	0.5%
Households with: Opposite-Sex Unmarried Partners		313	4.9%



	Population	
	#	Pct.
In Group Quarters (Total)	129	0.8%
Institutional Population	0	0.0%
Noninstitutionalized Population	129	0.8%

2000 U.S. Census Data - Report 4b

Cluster: 63
Vicariate: Delaware

FS#: 2765

Parish: **St. Alice**

Population

Where do Children - Under Age 18 - Live?

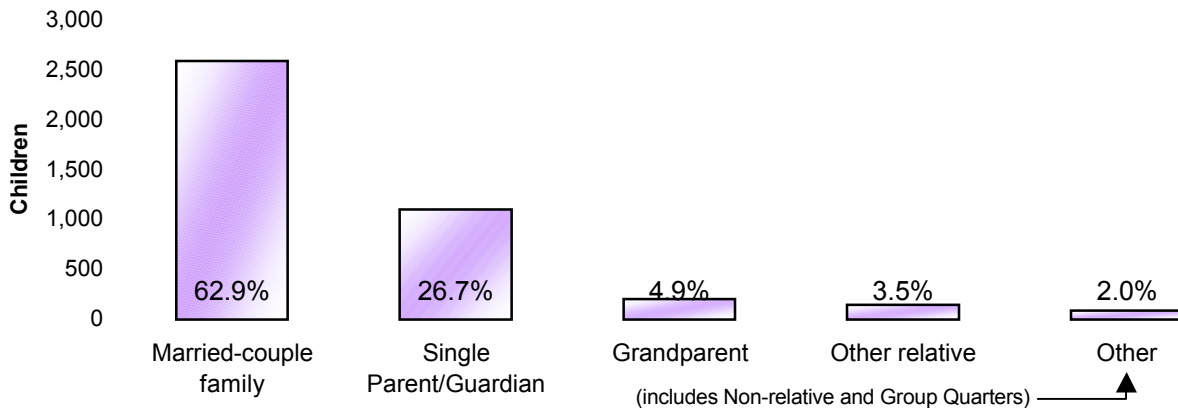
Total Children - Under Age 18 (in Parish Boundaries)

In Households

	#	Pct.
Total Children - Under Age 18 (in Parish Boundaries)	4,120	100.0%
In Households	4,118	100.0%
Householder or spouse is under 18	4	0.1%
With Related:		
Married-couple family	2,592	62.9%
Male householder, no wife present	210	5.1%
Female householder, no husband present	891	21.6%
Grandparent householder	202	4.9%
Other related householder	143	3.5%
With Nonrelatives	76	1.8%

In Group Quarters

Institutionalized population	0	0.0%
Noninstitutionalized population	2	0.0%



Where do Adults - Age 65 and older - Live?

Total Adults - Age 65 and older (in Parish Boundaries)

In Households

	#	Pct.
Total Adults - Age 65 and older (in Parish Boundaries)	1,925	100.0%
In Households	1,907	99.1%
Family Households:		
Is Householder or Spouse	802	41.7%
With Householder Child	198	10.3%
With Other Relative householder	120	6.2%
With Non-Related Householder	19	1.0%
In Nonfamily households:		
Male Living Alone	211	11.0%
Female Living Alone	488	25.4%
Other	69	3.6%

In group quarters:

Institutionalized population	0	0.0%
Noninstitutionalized population	18	0.9%

2000 U.S. Census Data - Report 4c


Cluster: 63
Vicariate: Delaware

FS#: 2765

Parish: **St. Alice**

What do we know about Catholic Households?	Population		Households	
	#	Pct.	#	Pct.
Registered Catholic (Total)	5,644	100.0%	2,494	100.0%
Single Person Households	1,280	22.7%	1,280	51.3%
Religiously Mixed Households			145	5.8%
Contributing Households			992	39.8%

Household Charts:

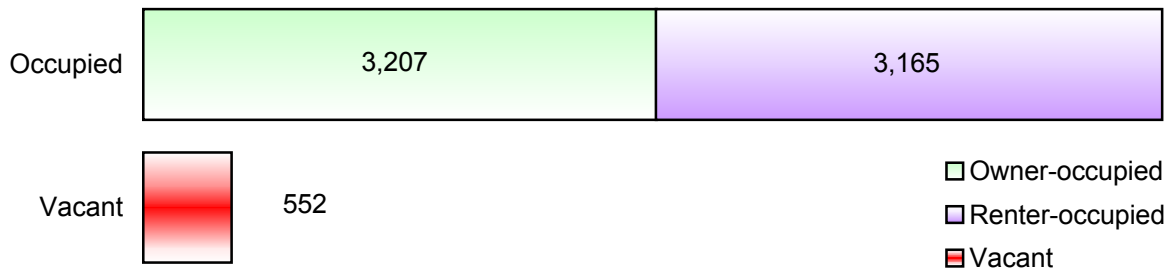


Base: Total Registered Catholic Households

How many housing units are in the parish?

Housing Units

	#	Pct. of Total
Total Housing Units	6,924	100.0%
Occupied	6,372	92.0%
Owner-occupied	3,207	46.3%
Renter-occupied	3,165	45.7%
Vacant	552	8.0%



- Notes:
- (a) Sources: U.S. Census Bureau; 2000 Census of Population and Housing, Summary File 1; (August 2001), 2000 Annual Pastoral Report, completed by pastors for the Chancery Office.
 - (b) Data are calculated by assignment and aggregation of census block/tract to reported geography.
 - (c) Percentages may not total to 100% due to rounding.
 - (d) Average Household and Average Family Size computed as means.

2000 U.S. Census Reports 4a, 4b, and 4c

The U.S. Census Bureau collects data on the people of the United States every 10 years. The 2000 U.S. Census Reports are produced by the Office for Research and Planning of the Archdiocese of Philadelphia for use by pastors. A complete glossary of U.S. Census terminology may be found at: <http://www.census.gov/main/www/glossary.html>. Listed below are definitions to help you understand U.S. Census Reports 4a, 4b, and 4c.

Important Definitions from the U.S. Census:

The census reports two main kinds of housing: households and group quarters:

A **household** is a house, apartment, mobile home or trailer, or a single/group of rooms occupied as separate living quarters.

A **family** includes a householder (the person in whose name the home is owned or rented) and one or more people living in the same household who are related to the householder by birth, marriage, or adoption.

Non-family households are comprised of a householder living alone or with non-relatives only.

In most cases, the **householder** is the person (or one of the people) in whose name the home is owned or rented and/or is listed as Person 1 on the census questionnaire.

A household which contains **unmarried partners** (a householder and his or her partner who are not legally married or participating in a common law marriage) can be either a family or a non-family household. If related persons (e.g. children) live there also, this would be a family household.

Institutional Group Quarters contain people under the care or supervision of trained staff, and classified as "patients" or "inmates" in juvenile and correctional institutions, nursing homes and hospitals for chronically ill.

Non-Institutional Group Quarters contain people living in group quarters other than institutions including college dormitories, religious/other group homes, missions and shelters.

A **Housing Unit** is a house, apartment, mobile home or trailer, group of rooms, or a single room occupied as separate living quarters in which occupants live separately from other individuals in the building.

The following terms are used by the Chancery and the Research and Planning Office when collecting data in the Annual Pastoral Report:

A **Religiously Mixed Household** is a registered household in which at least one member is not Catholic.

A **Contributing Household** is a registered household that regularly uses Church envelopes or is a known financial contributor.