

2000 U.S. Census Data - Report 4a

Cluster: 52
Vicariate: Chester

FS# : 2825

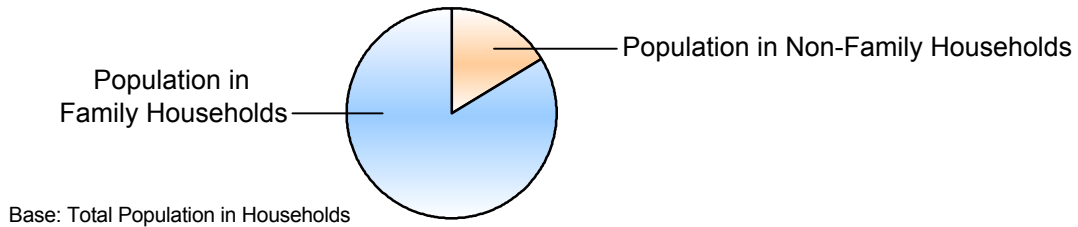
Parish:

SS. Simon and Jude

	Population		Households	
	#	Pct.	#	Pct.
Total (in Parish Boundaries)	21,556	100.0%	8,618	100.0%

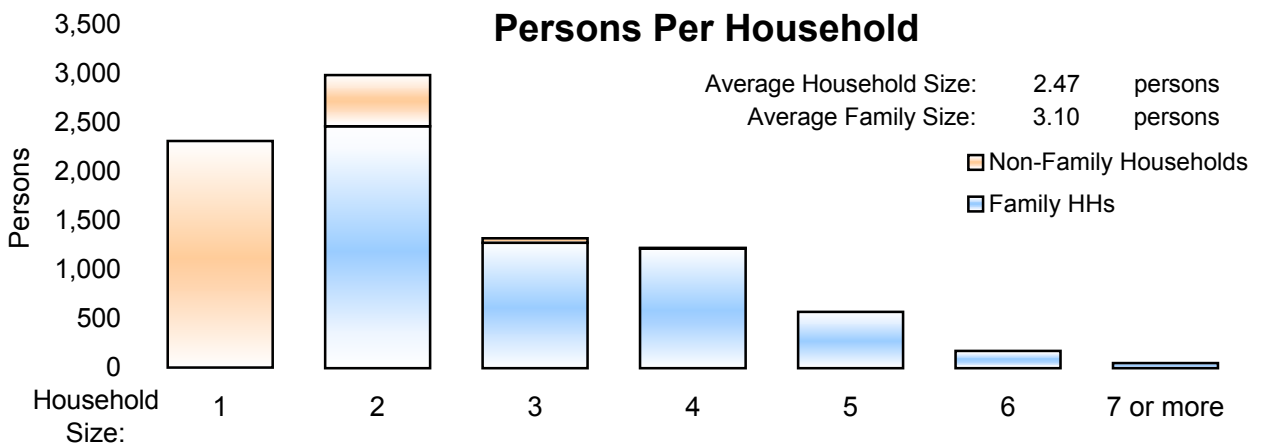
Where do people live?

	Population #	Population Pct.	Households #	Households Pct.
In Households	21,318	98.9%	8,618	100.0%
Family Households	17,810	82.6%	5,739	66.6%
Married Couple Family			4,870	56.5%
Male Householder, no wife present			218	2.5%
Female Householder, no husband present			651	7.6%



	Population #	Population Pct.	Households #	Households Pct.
Non-Family Households	3,508	16.3%	2,879	33.4%
Single Person Households (total)	2,310	10.7%	2,310	26.8%
Single Person Households Over 65 Years	626	2.9%	626	7.3%
Other Non Family Households (total)	1,198	5.6%	569	6.6%

Households with: Same-Sex Unmarried Partners	In Family or Non-Family Households	34	0.4%
Households with: Opposite-Sex Unmarried Partners	In Family or Non-Family Households	339	3.9%



	Population #	Population Pct.
In Group Quarters (Total)	238	1.1%
Institutional Population	212	1.0%
Noninstitutionalized Population	26	0.1%

2000 U.S. Census Data - Report 4b

Cluster: 52
Vicariate: Chester

FS#: 2825

Parish: **SS. Simon and Jude**

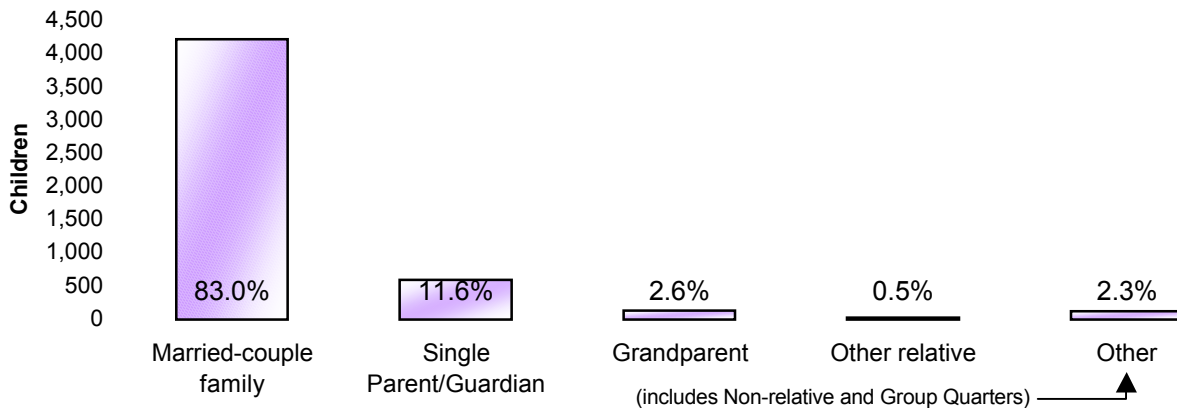
Population

Where do Children - Under Age 18 - Live?

Total Children - Under Age 18 (in Parish Boundaries)

In Households

	#	Pct.
Total Children - Under Age 18 (in Parish Boundaries)	5,071	100.0%
In Households	4,975	98.1%
Householder or spouse is under 18	1	0.0%
With Related:		
Married-couple family	4,208	83.0%
Male householder, no wife present	111	2.2%
Female householder, no husband present	479	9.4%
Grandparent householder	130	2.6%
Other related householder	24	0.5%
With Nonrelatives	22	0.4%
In Group Quarters	96	1.9%
Institutionalized population	96	1.9%
Noninstitutionalized population	0	0.0%



Where do Adults - Age 65 and older - Live?

Total Adults - Age 65 and older (in Parish Boundaries)

In Households

	#	Pct.
Total Adults - Age 65 and older (in Parish Boundaries)	2,535	100.0%
In Households	2,437	96.1%
Family Households:		
Is Householder or Spouse	1,570	61.9%
With Householder Child	119	4.7%
With Other Relative householder	83	3.3%
With Non-Related Householder	7	0.3%
In Nonfamily households:		
Male Living Alone	134	5.3%
Female Living Alone	492	19.4%
Other	32	1.3%
In group quarters:	98	3.9%
Institutionalized population	94	3.7%
Noninstitutionalized population	4	0.2%

2000 U.S. Census Data - Report 4c

Cluster: 52
Vicariate: Chester

FS#: 2825

Parish:

SS. Simon and Jude

What do we know about Catholic Households?	Population		Households	
	#	Pct.	#	Pct.
Registered Catholic (Total)	8,472	100.0%	2,950	100.0%
Single Person Households	546	6.4%	546	18.5%
Religiously Mixed Households			317	10.7%
Contributing Households			2,916	98.8%

Household Charts:




Base: Total Registered Catholic Households

How many housing units are in the parish?

Housing Units

	#	Pct. of Total
Total Housing Units	8,995	100.0%
Occupied	8,618	95.8%
Owner-occupied	6,120	68.0%
Renter-occupied	2,498	27.8%
Vacant	377	4.2%



- Notes:
- (a) Sources: U.S. Census Bureau; 2000 Census of Population and Housing, Summary File 1; (August 2001), 2000 Annual Pastoral Report, completed by pastors for the Chancery Office.
 - (b) Data are calculated by assignment and aggregation of census block/tract to reported geography.
 - (c) Percentages may not total to 100% due to rounding.
 - (d) Average Household and Average Family Size computed as means.

2000 U.S. Census Reports 4a, 4b, and 4c

The U.S. Census Bureau collects data on the people of the United States every 10 years. The 2000 U.S. Census Reports are produced by the Office for Research and Planning of the Archdiocese of Philadelphia for use by pastors. A complete glossary of U.S. Census terminology may be found at: <http://www.census.gov/main/www/glossary.html>. Listed below are definitions to help you understand U.S. Census Reports 4a, 4b, and 4c.

Important Definitions from the U.S. Census:

The census reports two main kinds of housing: households and group quarters:

A **household** is a house, apartment, mobile home or trailer, or a single/group of rooms occupied as separate living quarters.

A **family** includes a householder (the person in whose name the home is owned or rented) and one or more people living in the same household who are related to the householder by birth, marriage, or adoption.

Non-family households are comprised of a householder living alone or with non-relatives only.

In most cases, the **householder** is the person (or one of the people) in whose name the home is owned or rented and/or is listed as Person 1 on the census questionnaire.

A household which contains **unmarried partners** (a householder and his or her partner who are not legally married or participating in a common law marriage) can be either a family or a non-family household. If related persons (e.g. children) live there also, this would be a family household.

Institutional Group Quarters contain people under the care or supervision of trained staff, and classified as "patients" or "inmates" in juvenile and correctional institutions, nursing homes and hospitals for chronically ill.

Non-Institutional Group Quarters contain people living in group quarters other than institutions including college dormitories, religious/other group homes, missions and shelters.

A **Housing Unit** is a house, apartment, mobile home or trailer, group of rooms, or a single room occupied as separate living quarters in which occupants live separately from other individuals in the building.

The following terms are used by the Chancery and the Research and Planning Office when collecting data in the Annual Pastoral Report:

A **Religiously Mixed Household** is a registered household in which at least one member is not Catholic.

A **Contributing Household** is a registered household that regularly uses Church envelopes or is a known financial contributor.