

2000 U.S. Census Data - Report 4a

Cluster: 71
 Vicariate: Montgomery
 Parish:

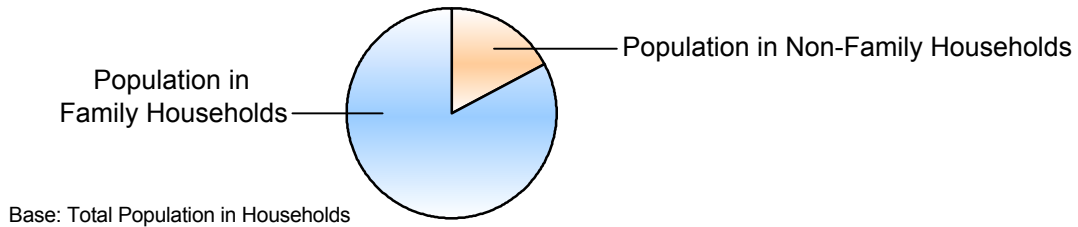
FS# : 2830

St. Gertrude

	Population		Households	
	#	Pct.	#	Pct.
Total (in Parish Boundaries)	5,091	100.0%	2,017	100.0%

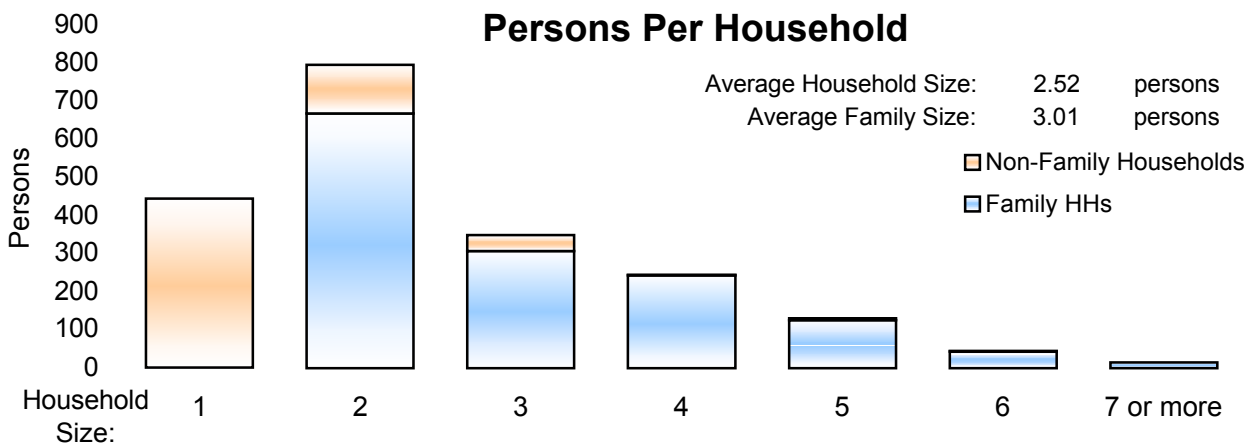
Where do people live?

	Population #	Population Pct.	Households #	Households Pct.
In Households	5,076	99.7%	2,017	100.0%
Family Households	4,202	82.5%	1,394	69.1%
Married Couple Family			1,147	56.9%
Male Householder, no wife present			59	2.9%
Female Householder, no husband present			188	9.3%



	Population		Households	
	#	Pct.	#	Pct.
Non-Family Households	874	17.2%	623	30.9%
Single Person Households (total)	443	8.7%	443	22.0%
Single Person Households Over 65 Years	114	2.2%	114	5.7%
Other Non Family Households (total)	431	8.5%	180	8.9%

Households with: Same-Sex Unmarried Partners	In Family or Non-Family Households	17	0.8%
Households with: Opposite-Sex Unmarried Partners	In Family or Non-Family Households	79	3.9%



	Population #	Population Pct.
In Group Quarters (Total)	15	0.3%
Institutional Population	0	0.0%
Noninstitutionalized Population	15	0.3%

2000 U.S. Census Data - Report 4b

Cluster: 71
 Vicariate: Montgomery
 Parish:

FS#: 2830

St. Gertrude

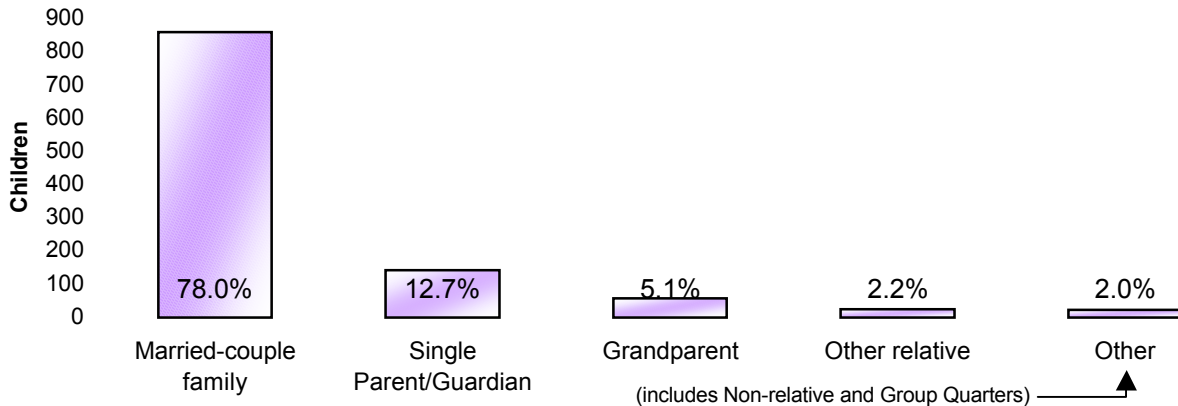
Population

Where do Children - Under Age 18 - Live?

Total Children - Under Age 18 (in Parish Boundaries)

In Households

	#	Pct.
Total Children - Under Age 18 (in Parish Boundaries)	1,099	100.0%
In Households	1,092	99.4%
Householder or spouse is under 18	0	0.0%
With Related:		
Married-couple family	857	78.0%
Male householder, no wife present	26	2.4%
Female householder, no husband present	114	10.4%
Grandparent householder	56	5.1%
Other related householder	24	2.2%
With Nonrelatives	15	1.4%
In Group Quarters	7	0.6%
Institutionalized population	0	0.0%
Noninstitutionalized population	7	0.6%



Where do Adults - Age 65 and older - Live?

Total Adults - Age 65 and older (in Parish Boundaries)

In Households

	#	Pct.
Total Adults - Age 65 and older (in Parish Boundaries)	643	100.0%
In Households	637	99.1%
Family Households:		
Is Householder or Spouse	445	69.2%
With Householder Child	26	4.0%
With Other Relative householder	28	4.4%
With Non-Related Householder	10	1.6%
In Nonfamily households:		
Male Living Alone	24	3.7%
Female Living Alone	90	14.0%
Other	14	2.2%
In group quarters:	6	0.9%
Institutionalized population	0	0.0%
Noninstitutionalized population	6	0.9%

2000 U.S. Census Data - Report 4c

Cluster: 71
Vicariate: Montgomery

FS#: 2830

Parish:

St. Gertrude

What do we know about Catholic Households?	Population		Households	
	#	Pct.	#	Pct.
Registered Catholic (Total)	1,034	100.0%	404	100.0%
Single Person Households	119	11.5%	119	29.5%
Religiously Mixed Households			54	13.4%
Contributing Households			252	62.4%

Household Charts:




Base: Total Registered Catholic Households

How many housing units are in the parish?

Housing Units

	#	Pct. of Total
Total Housing Units	2,112	100.0%
Occupied	2,017	95.5%
Owner-occupied	1,688	79.9%
Renter-occupied	329	15.6%
Vacant	95	4.5%



- Notes:**
- (a) Sources: U.S. Census Bureau; 2000 Census of Population and Housing, Summary File 1; (August 2001), 2000 Annual Pastoral Report, completed by pastors for the Chancery Office.
 - (b) Data are calculated by assignment and aggregation of census block/tract to reported geography.
 - (c) Percentages may not total to 100% due to rounding.
 - (d) Average Household and Average Family Size computed as means.

2000 U.S. Census Reports 4a, 4b, and 4c

The U.S. Census Bureau collects data on the people of the United States every 10 years. The 2000 U.S. Census Reports are produced by the Office for Research and Planning of the Archdiocese of Philadelphia for use by pastors. A complete glossary of U.S. Census terminology may be found at: <http://www.census.gov/main/www/glossary.html>. Listed below are definitions to help you understand U.S. Census Reports 4a, 4b, and 4c.

Important Definitions from the U.S. Census:

The census reports two main kinds of housing: households and group quarters:

A **household** is a house, apartment, mobile home or trailer, or a single/group of rooms occupied as separate living quarters.

A **family** includes a householder (the person in whose name the home is owned or rented) and one or more people living in the same household who are related to the householder by birth, marriage, or adoption.

Non-family households are comprised of a householder living alone or with non-relatives only.

In most cases, the **householder** is the person (or one of the people) in whose name the home is owned or rented and/or is listed as Person 1 on the census questionnaire.

A household which contains **unmarried partners** (a householder and his or her partner who are not legally married or participating in a common law marriage) can be either a family or a non-family household. If related persons (e.g. children) live there also, this would be a family household.

Institutional Group Quarters contain people under the care or supervision of trained staff, and classified as "patients" or "inmates" in juvenile and correctional institutions, nursing homes and hospitals for chronically ill.

Non-Institutional Group Quarters contain people living in group quarters other than institutions including college dormitories, religious/other group homes, missions and shelters.

A **Housing Unit** is a house, apartment, mobile home or trailer, group of rooms, or a single room occupied as separate living quarters in which occupants live separately from other individuals in the building.

The following terms are used by the Chancery and the Research and Planning Office when collecting data in the Annual Pastoral Report:

A **Religiously Mixed Household** is a registered household in which at least one member is not Catholic.

A **Contributing Household** is a registered household that regularly uses Church envelopes or is a known financial contributor.