

2000 U.S. Census Data - Report 4a

Cluster: 73
 Vicariate: Montgomery
 Parish:

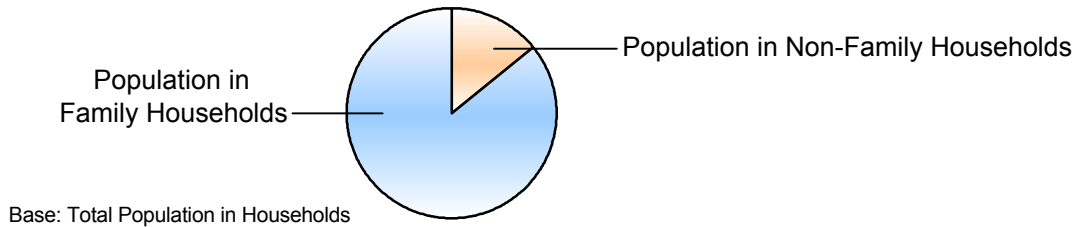
FS# : 2840

St. David

	Population		Households	
	#	Pct.	#	Pct.
Total (in Parish Boundaries)	17,651	100.0%	6,812	100.0%

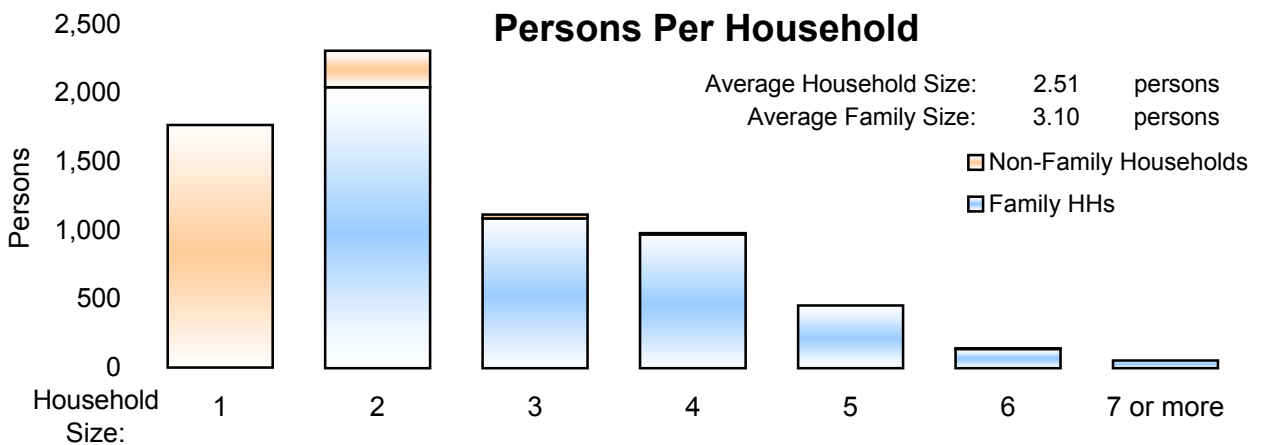
Where do people live?

	Population #	Population Pct.	Households #	Households Pct.
In Households	17,114	97.0%	6,812	100.0%
Family Households	14,681	83.2%	4,738	69.6%
Married Couple Family			3,828	56.2%
Male Householder, no wife present			226	3.3%
Female Householder, no husband present			684	10.0%



	Population #	Population Pct.	Households #	Households Pct.
Non-Family Households	2,433	13.8%	2,074	30.4%
Single Person Households (total)	1,769	10.0%	1,769	26.0%
Single Person Households Over 65 Years	777	4.4%	777	11.4%
Other Non Family Households (total)	664	3.8%	305	4.5%

Households with: Same-Sex Unmarried Partners	In Family or Non-Family Households	31	0.5%
Households with: Opposite-Sex Unmarried Partners	In Family or Non-Family Households	266	3.9%



	Population #	Population Pct.
In Group Quarters (Total)	537	3.0%
Institutional Population	327	1.9%
Noninstitutionalized Population	210	1.2%

2000 U.S. Census Data - Report 4b

Cluster: 73
Vicariate: Montgomery

FS#: 2840

Parish: **St. David**

Population

Where do Children - Under Age 18 - Live?

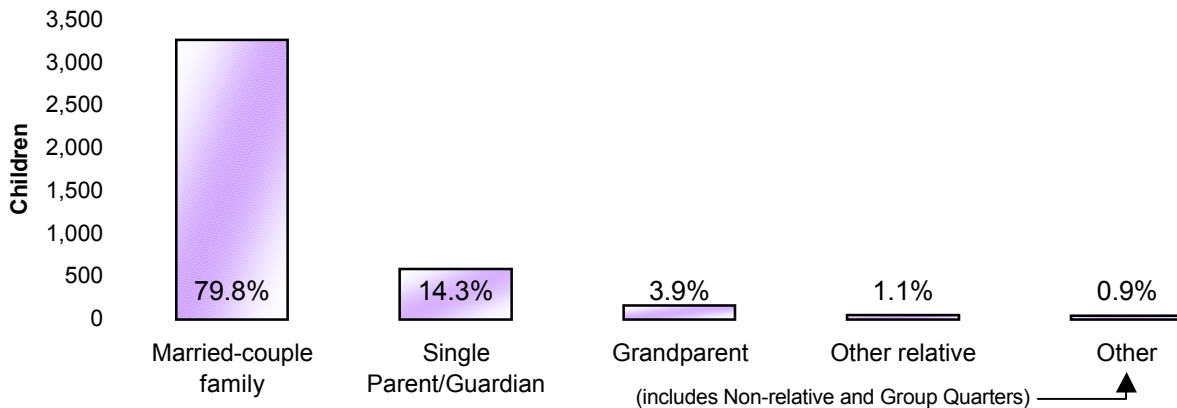
Total Children - Under Age 18 (in Parish Boundaries)

In Households

	#	Pct.
Total Children - Under Age 18 (in Parish Boundaries)	4,097	100.0%
<i>In Households</i>	4,095	100.0%
Householder or spouse is under 18	3	0.1%
With Related:		
Married-couple family	3,270	79.8%
Male householder, no wife present	113	2.8%
Female householder, no husband present	473	11.5%
Grandparent householder	158	3.9%
Other related householder	47	1.1%
With Nonrelatives	31	0.8%

In Group Quarters

Institutionalized population	2	0.0%
Noninstitutionalized population	0	0.0%



Where do Adults - Age 65 and older - Live?

Total Adults - Age 65 and older (in Parish Boundaries)

In Households

	#	Pct.
Total Adults - Age 65 and older (in Parish Boundaries)	3,220	100.0%
<i>In Households</i>	2,828	87.8%
Family Households:		
Is Householder or Spouse	1,788	55.5%
With Householder Child	122	3.8%
With Other Relative householder	85	2.6%
With Non-Related Householder	4	0.1%
In Nonfamily households:		
Male Living Alone	176	5.5%
Female Living Alone	601	18.7%
Other	52	1.6%

In group quarters:

Institutionalized population	392	12.2%
Noninstitutionalized population	273	8.5%
	119	3.7%

2000 U.S. Census Data - Report 4c

Cluster: 73
Vicariate: Montgomery

FS#: 2840

Parish: **St. David**

What do we know about Catholic Households?	Population		Households	
	#	Pct.	#	Pct.
Registered Catholic (Total)	6,032	100.0%	2,127	100.0%
Single Person Households	550	9.1%	550	25.9%
Religiously Mixed Households			550	25.9%
Contributing Households			716	33.7%

Household Charts:




Base: Total Registered Catholic Households

How many housing units are in the parish?

Housing Units

	#	Pct. of Total
Total Housing Units	7,000	100.0%
Occupied	6,812	97.3%
Owner-occupied	4,934	70.5%
Renter-occupied	1,878	26.8%
Vacant	188	2.7%



- Notes:
- (a) Sources: U.S. Census Bureau; 2000 Census of Population and Housing, Summary File 1; (August 2001), 2000 Annual Pastoral Report, completed by pastors for the Chancery Office.
 - (b) Data are calculated by assignment and aggregation of census block/tract to reported geography.
 - (c) Percentages may not total to 100% due to rounding.
 - (d) Average Household and Average Family Size computed as means.

2000 U.S. Census Reports 4a, 4b, and 4c

The U.S. Census Bureau collects data on the people of the United States every 10 years. The 2000 U.S. Census Reports are produced by the Office for Research and Planning of the Archdiocese of Philadelphia for use by pastors. A complete glossary of U.S. Census terminology may be found at: <http://www.census.gov/main/www/glossary.html>. Listed below are definitions to help you understand U.S. Census Reports 4a, 4b, and 4c.

Important Definitions from the U.S. Census:

The census reports two main kinds of housing: households and group quarters:

A **household** is a house, apartment, mobile home or trailer, or a single/group of rooms occupied as separate living quarters.

A **family** includes a householder (the person in whose name the home is owned or rented) and one or more people living in the same household who are related to the householder by birth, marriage, or adoption.

Non-family households are comprised of a householder living alone or with non-relatives only.

In most cases, the **householder** is the person (or one of the people) in whose name the home is owned or rented and/or is listed as Person 1 on the census questionnaire.

A household which contains **unmarried partners** (a householder and his or her partner who are not legally married or participating in a common law marriage) can be either a family or a non-family household. If related persons (e.g. children) live there also, this would be a family household.

Institutional Group Quarters contain people under the care or supervision of trained staff, and classified as "patients" or "inmates" in juvenile and correctional institutions, nursing homes and hospitals for chronically ill.

Non-Institutional Group Quarters contain people living in group quarters other than institutions including college dormitories, religious/other group homes, missions and shelters.

A **Housing Unit** is a house, apartment, mobile home or trailer, group of rooms, or a single room occupied as separate living quarters in which occupants live separately from other individuals in the building.

The following terms are used by the Chancery and the Research and Planning Office when collecting data in the Annual Pastoral Report:

A **Religiously Mixed Household** is a registered household in which at least one member is not Catholic.

A **Contributing Household** is a registered household that regularly uses Church envelopes or is a known financial contributor.