

2000 U.S. Census Data - Report 4a (revised)

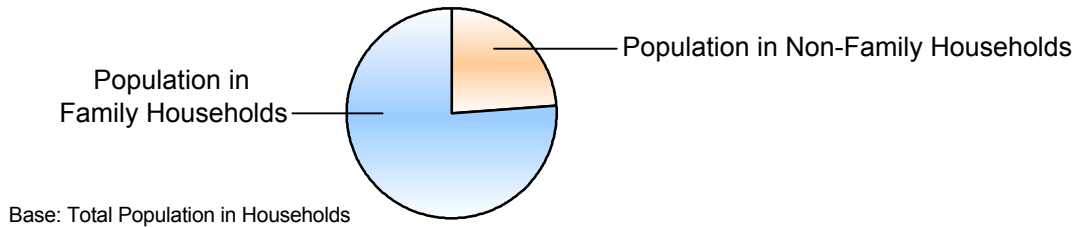
Vicariate:

Philadelphia - South Vicariate

	Population		Households	
	#	Pct.	#	Pct.
Total (in Vicariate Boundaries)	663,922	100.0%	265,424	100.0%

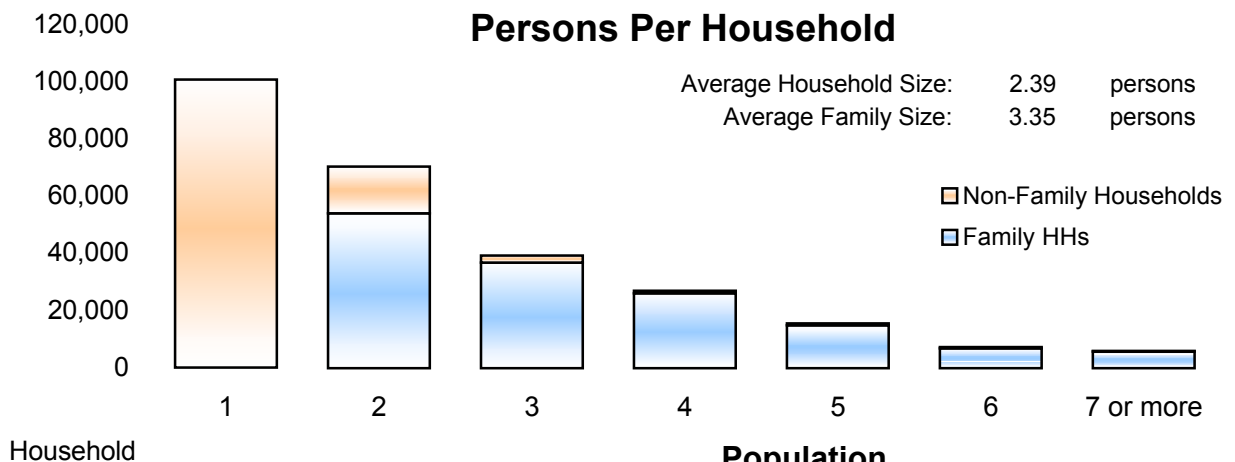
Where do people live?

	Population #	Population Pct.	Households #	Households Pct.
In Households	633,181	95.4%	265,424	100.0%
Family Households	481,936	72.6%	143,882	54.2%
Married Couple Family			64,537	24.3%
Male Householder, no wife present			14,298	5.4%
Female Householder, no husband present			65,047	24.5%



	Population		Households	
	#	Pct.	#	Pct.
Non-Family Households	151,245	22.8%	121,542	45.8%
Single Person Households (total)	100,648	15.2%	100,648	37.9%
Single Person Households Over 65 Years	31,198	4.7%	31,198	11.8%
Other Non Family Households (total)	50,597	7.6%	20,894	7.9%

Households with: Same-Sex Unmarried Partners	In Family or Non-Family Households	2,318	0.9%
Households with: Opposite-Sex Unmarried Partners		13,953	5.3%



	Population #	Population Pct.
In Group Quarters (Total)	30,741	4.6%
Institutional Population	5,655	0.9%
Noninstitutionalized Population	25,086	3.8%

2000 U.S. Census Data - Report 4b

Vicariate:

Philadelphia - South Vicariate

Population

Where do Children - Under Age 18 - Live?

Total Children - Under Age 18 (in Vicariate Boundaries)

In Households

Householder or spouse is under 18

With Related:

Married-couple family

Male householder, no wife present

Female householder, no husband present

Grandparent householder

Other related householder

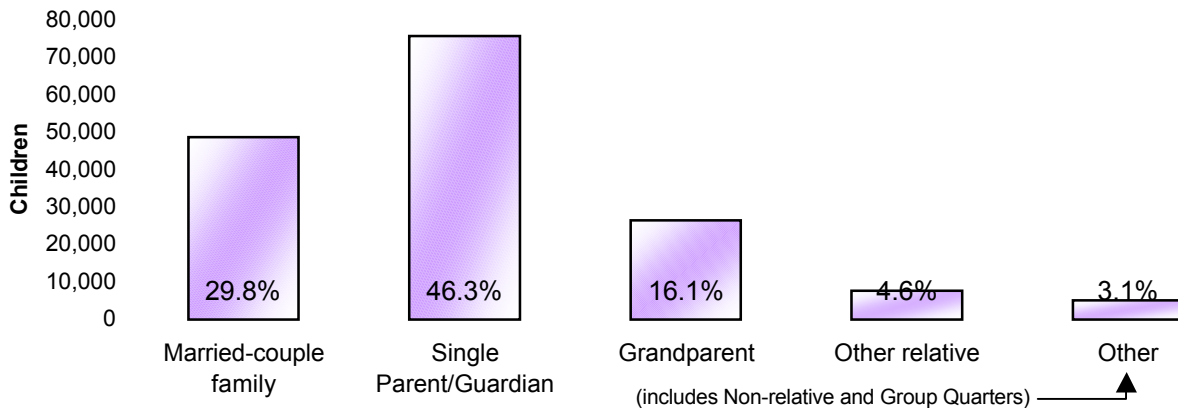
With Nonrelatives

In Group Quarters

Institutionalized population

Noninstitutionalized population

#	Pct.
163,423	100.0%
162,044	99.2%
198	0.1%
48,732	29.8%
9,325	5.7%
66,402	40.6%
26,392	16.1%
7,534	4.6%
3,461	2.1%
1,379	0.8%
295	0.2%
1,084	0.7%



Where do Adults - Age 65 and older - Live?

Total Adults - Age 65 and older (in Vicariate Boundaries)

In Households

Family Households:

Is Householder or Spouse

With Householder Child

With Other Relative householder

With Non-Related Householder

In Nonfamily households:

Male Living Alone

Female Living Alone

Other

In group quarters:

Institutionalized population

Noninstitutionalized population

#	Pct.
89,129	100.0%
84,884	95.2%
40,850	45.8%
4,062	4.6%
4,301	4.8%
894	1.0%
8,725	9.8%
22,473	25.2%
3,579	4.0%
4,245	4.8%
2,964	3.3%
1,281	1.4%

2000 U.S. Census Data - Report 4c

Vicariate:

Philadelphia - South Vicariate

What do we know about Catholic Households?	Population		Households	
	#	Pct.	#	Pct.
Registered Catholic (Total)	122,294	100.0%	52,516	100.0%
Single Person Households	15,653	12.8%	15,653	29.8%
Religiously Mixed Households			4,959	9.4%
Contributing Households			25,658	48.9%

Household Charts:



Base: Total Registered Catholic Households

How many housing units are in the vicariate?

	Housing Units	
	#	Pct. of Total
Total Housing Units	309,680	100.0%
Occupied	265,424	85.7%
Owner-occupied	139,859	45.2%
Renter-occupied	125,565	40.5%
Vacant	44,256	14.3%



- Notes:
- (a) Sources: U.S. Census Bureau; 2000 Census of Population and Housing, Summary File 1; (August 2001), 2000 Annual Pastoral Report, completed by pastors for the Chancery Office.
 - (b) Data are calculated by assignment and aggregation of census block/tract to reported geography.
 - (c) Percentages may not total to 100% due to rounding.
 - (d) Average Household and Average Family Size computed as means.

2000 U.S. Census Reports 4a, 4b, and 4c

The U.S. Census Bureau collects data on the people of the United States every 10 years. The 2000 U.S. Census Reports are produced by the Office for Research and Planning of the Archdiocese of Philadelphia for use by pastors. A complete glossary of U.S. Census terminology may be found at: <http://www.census.gov/main/www/glossary.html>. Listed below are definitions to help you understand U.S. Census Reports 4a, 4b, and 4c.

Important Definitions from the U.S. Census:

The census reports two main kinds of housing: households and group quarters:

A **household** is a house, apartment, mobile home or trailer, or a single/group of rooms occupied as separate living quarters.

A **family** includes a householder (the person in whose name the home is owned or rented) and one or more people living in the same household who are related to the householder by birth, marriage, or adoption.

Non-family households are comprised of a householder living alone or with non-relatives only.

In most cases, the **householder** is the person (or one of the people) in whose name the home is owned or rented and/or is listed as Person 1 on the census questionnaire.

A household which contains **unmarried partners** (a householder and his or her partner who are not legally married or participating in a common law marriage) can be either a family or a non-family household. If related persons (e.g. children) live there also, this would be a family household.

Institutional Group Quarters contain people under the care or supervision of trained staff, and classified as "patients" or "inmates" in juvenile and correctional institutions, nursing homes and hospitals for chronically ill.

Non-Institutional Group Quarters contain people living in group quarters other than institutions including college dormitories, religious/other group homes, missions and shelters.

A **Housing Unit** is a house, apartment, mobile home or trailer, group of rooms, or a single room occupied as separate living quarters in which occupants live separately from other individuals in the building.

The following terms are used by the Chancery and the Research and Planning Office when collecting data in the Annual Pastoral Report:

A **Religiously Mixed Household** is a registered household in which at least one member is not Catholic.

A **Contributing Household** is a registered household that regularly uses Church envelopes or is a known financial contributor.