

2000 U.S. Census Data - Report 8

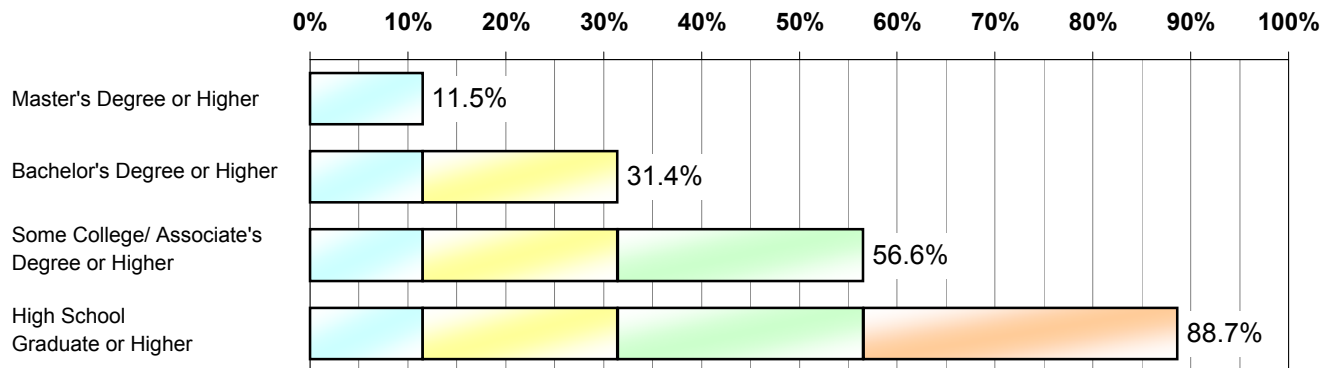
Education and Disabilities

Vicariate:

Bucks County Vicariate

How educated are the people of this area?






Share of Population Attaining Educational Level



Total Population (Age 25+)

417,832

Highest Level of Education Attained

Master's/Doctorate/Professional degree		48,041
Bachelor's degree		83,354
Some college or associate degree		104,995
High school graduate		134,253
Less than high school graduate		47,189

How many people have disabilities?

Population

Pct.

Total Population (Non-Institutionalized, Age 5+)

573,041 100.0%

Number of People with Disabilities, by Type

Sensory	15,401	2.7%
blindness, deafness, severe vision/hearing impairment		
Physical	37,136	6.5%
condition substantially limiting one or more basic physical activities, such as walking, climbing stairs, reaching, lifting or carrying		
Mental	21,062	3.7%
difficulty in learning, remembering or concentrating		
Self-care	11,350	2.0%
difficulty in dressing, bathing, or getting around inside the home		
Going Outside the Home (Age 16+)	28,818	5.0%
difficulty in going outside the home alone to shop or visit the doctor		
Employment (Age 16-64)	39,056	6.8%
difficulty in working at a job or business		