

2000 U.S. Census Data - Report 8

Education and Disabilities

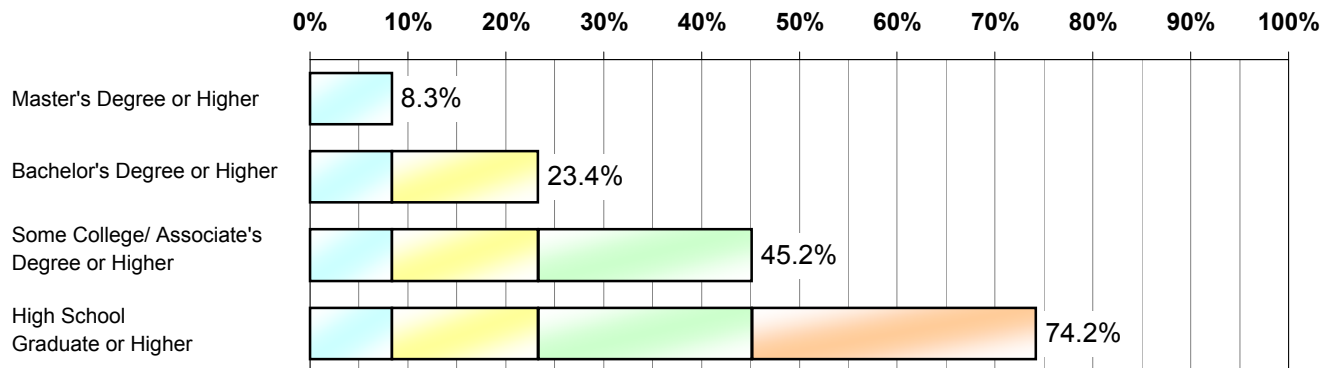
Cluster: 22
Vicariate: Philadelphia - South

FS#: 1300

Parish: **Immaculate Conception**

How educated are the people of this area?






Share of Population Attaining Educational Level



Total Population (Age 25+)

1,617

Highest Level of Education Attained

Master's/Doctorate/Professional degree		135
Bachelor's degree		243
Some college or associate degree		353
High school graduate		469
Less than high school graduate		415

How many people have disabilities?

Population

Total Population (Non-Institutionalized, Age 5+)

#	Pct.
2,282	100.0%

Number of People with Disabilities, by Type

Sensory blindness, deafness, severe vision/hearing impairment	53	2.3%
Physical condition substantially limiting one or more basic physical activities, such as walking, climbing stairs, reaching, lifting or carrying	263	11.5%
Mental difficulty in learning, remembering or concentrating	133	5.8%
Self-care difficulty in dressing, bathing, or getting around inside the home	100	4.4%
Going Outside the Home (Age 16+) difficulty in going outside the home alone to shop or visit the doctor	212	9.3%
Employment (Age 16-64) difficulty in working at a job or business	217	9.5%