

2000 U.S. Census Data - Report 8

Education and Disabilities

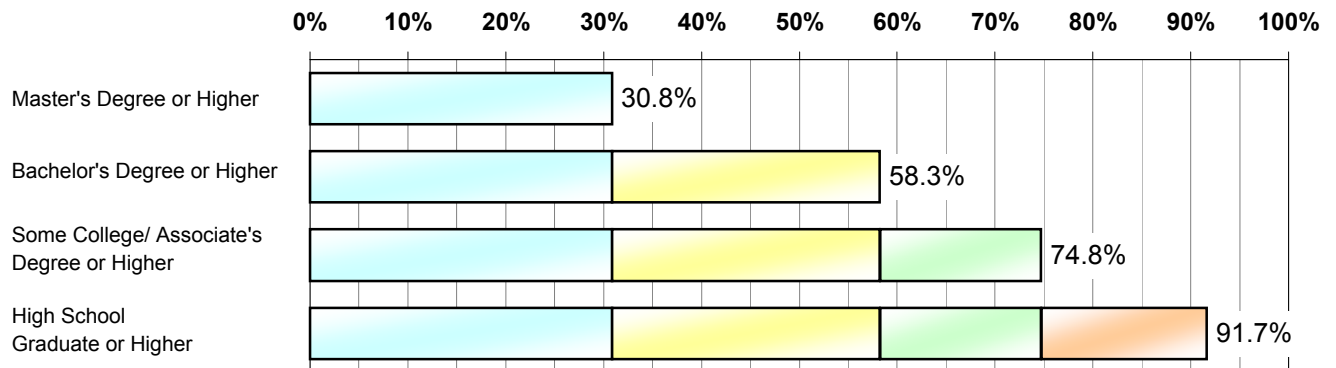
Cluster: 70
Vicariate: Montgomery

FS#: 2020

Parish: **St. Colman**

How educated are the people of this area?






Share of Population Attaining Educational Level



Total Population (Age 25+)

6,636

Highest Level of Education Attained

Master's/Doctorate/Professional degree		2,047
Bachelor's degree		1,820
Some college or associate degree		1,094
High school graduate		1,125
Less than high school graduate		547

How many people have disabilities?

Population

Pct.

Total Population (Non-Institutionalized, Age 5+)

9,987 100.0%

Number of People with Disabilities, by Type

Sensory blindness, deafness, severe vision/hearing impairment	259	2.6%
Physical condition substantially limiting one or more basic physical activities, such as walking, climbing stairs, reaching, lifting or carrying	670	6.7%
Mental difficulty in learning, remembering or concentrating	388	3.9%
Self-care difficulty in dressing, bathing, or getting around inside the home	251	2.5%
Going Outside the Home (Age 16+) difficulty in going outside the home alone to shop or visit the doctor	524	5.2%
Employment (Age 16-64) difficulty in working at a job or business	442	4.4%