

2000 U.S. Census Data - Report 8

Education and Disabilities

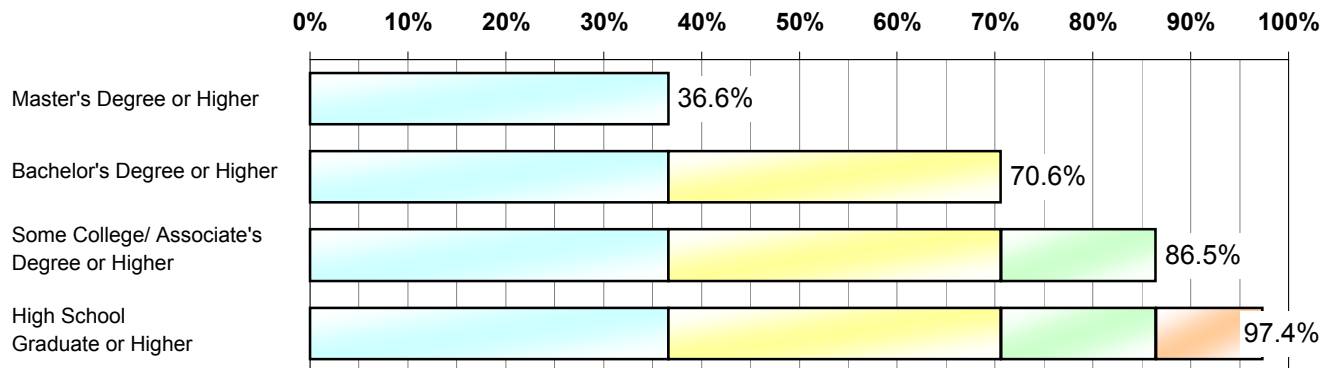
Cluster: 61
Vicariate: Delaware

FS#: 2110

Parish: **St. John Neumann**

How educated are the people of this area?






Share of Population Attaining Educational Level



Total Population (Age 25+)

5,351

Highest Level of Education Attained

| | | |
|--|---|-------|
| Master's/Doctorate/Professional degree |  | 1,961 |
| Bachelor's degree |  | 1,818 |
| Some college or associate degree |  | 848 |
| High school graduate |  | 583 |
| Less than high school graduate |  | 145 |

How many people have disabilities?

Population

Pct.

Total Population (Non-Institutionalized, Age 5+)

7,132 100.0%

Number of People with Disabilities, by Type

| | | |
|---|-----|------|
| Sensory | 252 | 3.5% |
| blindness, deafness, severe vision/hearing impairment | | |
| Physical | 553 | 7.8% |
| condition substantially limiting one or more basic physical activities, such as walking, climbing stairs, reaching, lifting or carrying | | |
| Mental | 281 | 3.9% |
| difficulty in learning, remembering or concentrating | | |
| Self-care | 202 | 2.8% |
| difficulty in dressing, bathing, or getting around inside the home | | |
| Going Outside the Home (Age 16+) | 413 | 5.8% |
| difficulty in going outside the home alone to shop or visit the doctor | | |
| Employment (Age 16-64) | 200 | 2.8% |
| difficulty in working at a job or business | | |