

2000 U.S. Census Data - Report 8

Education and Disabilities

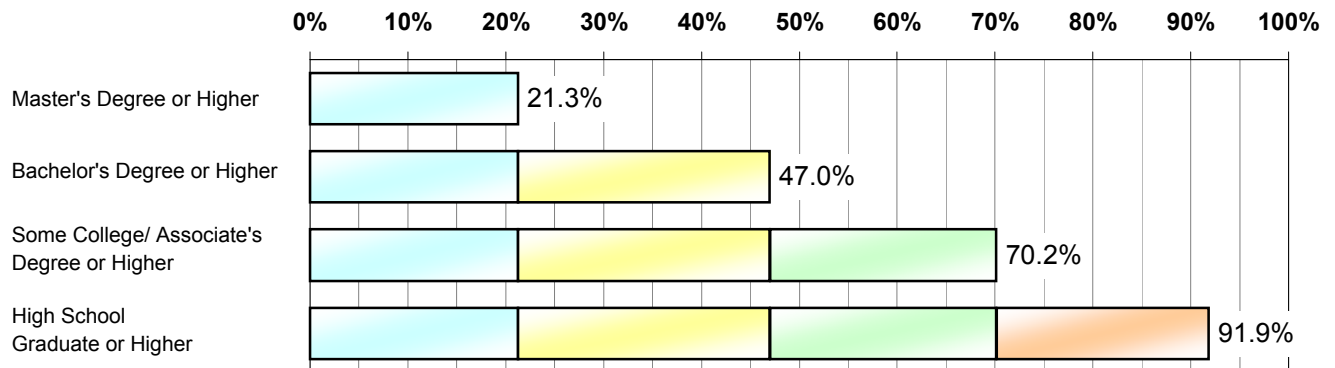
Cluster: 67
Vicariate: Delaware

FS#: 2785

Parish: **St. John Chrysostom**

How educated are the people of this area?






Share of Population Attaining Educational Level



Total Population (Age 25+)

6,353

Highest Level of Education Attained

Master's/Doctorate/Professional degree		1,351
Bachelor's degree		1,635
Some college or associate degree		1,472
High school graduate		1,379
Less than high school graduate		517

How many people have disabilities?

Population

Pct.

Total Population (Non-Institutionalized, Age 5+)

8,500 100.0%

Number of People with Disabilities, by Type

Sensory blindness, deafness, severe vision/hearing impairment	240	2.8%
Physical condition substantially limiting one or more basic physical activities, such as walking, climbing stairs, reaching, lifting or carrying	658	7.7%
Mental difficulty in learning, remembering or concentrating	309	3.6%
Self-care difficulty in dressing, bathing, or getting around inside the home	155	1.8%
Going Outside the Home (Age 16+) difficulty in going outside the home alone to shop or visit the doctor	369	4.3%
Employment (Age 16-64) difficulty in working at a job or business	396	4.7%