

2000 U.S. Census Data - Report 8

Education and Disabilities

Cluster: 61
Vicariate: Delaware

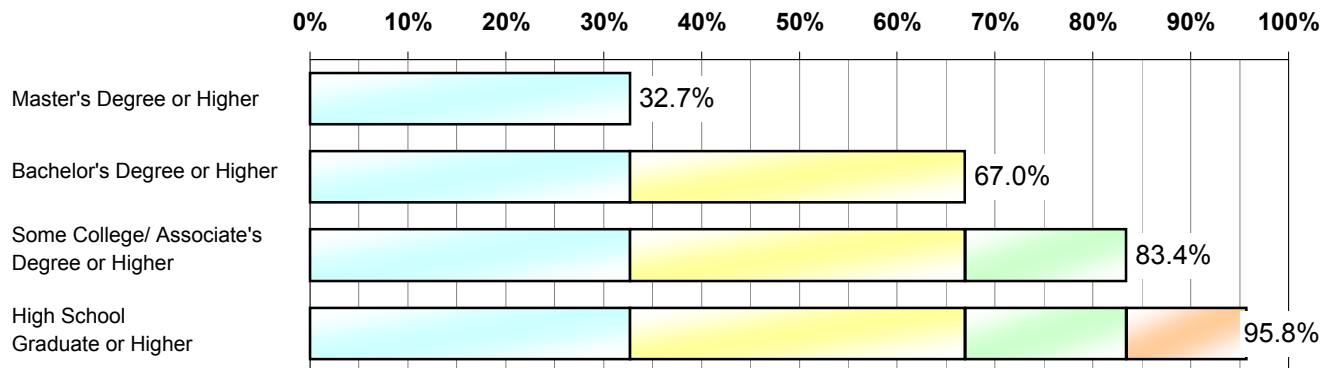
FS#: 2810

Parish:

St. Katharine of Siena

How educated are the people of this area?






Share of Population Attaining Educational Level



Total Population (Age 25+)

13,711

Highest Level of Education Attained

Master's/Doctorate/Professional degree		4,483
Bachelor's degree		4,699
Some college or associate degree		2,256
High school graduate		1,691
Less than high school graduate		584

How many people have disabilities?

Population

Pct.

Total Population (Non-Institutionalized, Age 5+)

20,122 100.0%

Number of People with Disabilities, by Type

Sensory blindness, deafness, severe vision/hearing impairment	387	1.9%
Physical condition substantially limiting one or more basic physical activities, such as walking, climbing stairs, reaching, lifting or carrying	807	4.0%
Mental difficulty in learning, remembering or concentrating	536	2.7%
Self-care difficulty in dressing, bathing, or getting around inside the home	327	1.6%
Going Outside the Home (Age 16+) difficulty in going outside the home alone to shop or visit the doctor	628	3.1%
Employment (Age 16-64) difficulty in working at a job or business	785	3.9%