

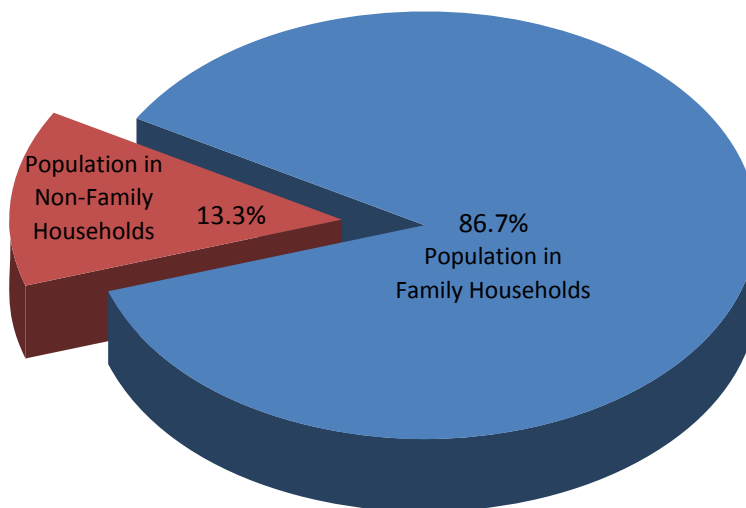
# Household and Housing Characteristics 2005 American Community Survey (ACS)

## Bucks County

### Section 1: Family Households and Non-Family Households

	Population <sup>1</sup>		Households	
	Total	Percent	Total	Percent
<b>Total (in Bucks County Vicariate Boundaries)</b>	<b>612,210</b>	<b>100%</b>	<b>227,605</b>	<b>100%</b>
<i>Where do people live?</i>				
<b>In Households</b>	<b>612,210</b>	<b>100%</b>	<b>227,605</b>	<b>100%</b>
<b>Family Households</b>	<b>530,825</b>	<b>86.7%</b>	<b>158,835</b>	<b>69.8%</b>
Married Couple Family	x	x	131,245	57.7%
Male Householder, no wife present	x	x	8,720	3.8%
Female Householder, no husband present	x	x	18,870	8.3%
<b>Non-Family Households</b>	<b>81,385</b>	<b>13.3%</b>	<b>68,770</b>	<b>30.2%</b>
Single Person Housholds (total)	62,254	10.2%	59,859	26.3%
Single Person Housholds Over 65 Years	22,398	3.7%	21,548	9.5%
Other Non Family Households (total)	19,131	3.1%	8,911	3.9%
Households with: Same-Sex Unmarried Partners	In Family or Non-Family		1,177	0.5%
Households with: Opposite-Sex Unmarried Partners	Households		8,520	3.7%
<b>In Group Quarters (Total)</b>	<b>N/A</b>	<b>N/A</b>	<b>x</b>	<b>x</b>
Institutional Population	N/A	N/A	x	x
Noninstitutionalized Population	N/A	N/A	x	x

Where do people live?



Notes:

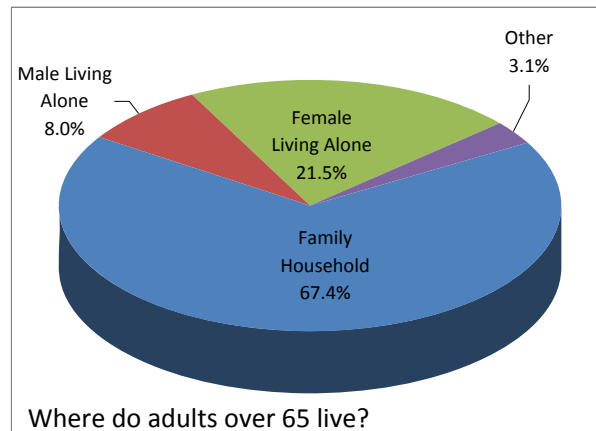
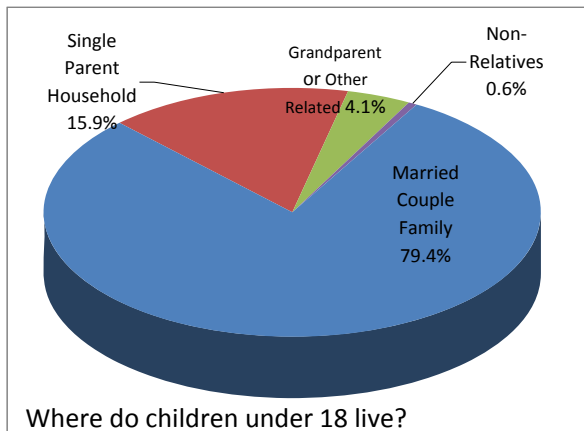
- 2005 Data is an estimate of population, Race and Hispanic or Latino Origin by Race based on a survey and is subject to sampling variability and some degree of uncertainty. Populations in institutions, college dormitories and other group quarters are not included.

# Household and Housing Characteristics 2005 American Community Survey (ACS)

## Bucks County

### Section 2: Children Under Age 18

Where do Children - Under Age 18 - Live?	Population <sup>1</sup>	
	Total	Percent
<b>Total Children - Under Age 18 (in Archdiocesan Boundaries)</b>	<b>146,265</b>	<b>100%</b>
<b>In Households</b>		
Householder or spouse is under 18	101	0.1%
With Related:		
Married-couple family	116,189	79.4%
Male householder, no wife present	6,614	4.5%
Female householder, no husband present	16,560	11.3%
Grandparent householder	5,335	3.6%
Other related householder	729	0.5%
With non-relatives	838	0.6%
<b>In Group Quarters (Total)</b>		
Institutional Population	N/A	N/A
Noninstitutionalized Population	N/A	N/A



### Section 3: Adults Over Age 65

Where do Adults - Age 65 and older - Live?	Population <sup>1</sup>	
	Total	Percent
<b>Total Adults - Age 65 and older (in Archdiocesan Boundaries)</b>	<b>75,980</b>	<b>100%</b>
<b>In Households</b>		
Family Households:		
Is Householder or Spouse	43,491	57.2%
With Householder Child	4,263	5.6%
With Other Relative Householder	3,419	4.5%
With Non-Related Householder	76	0.1%
In Nonfamily Households:		
Male Living Alone	6,056	8.0%
Female Living Alone	16,342	21.5%
Other	2,333	3.1%
<b>In Group Quarters (Total)</b>		
Institutional Population	N/A	N/A
Noninstitutionalized Population	N/A	N/A

Notes:

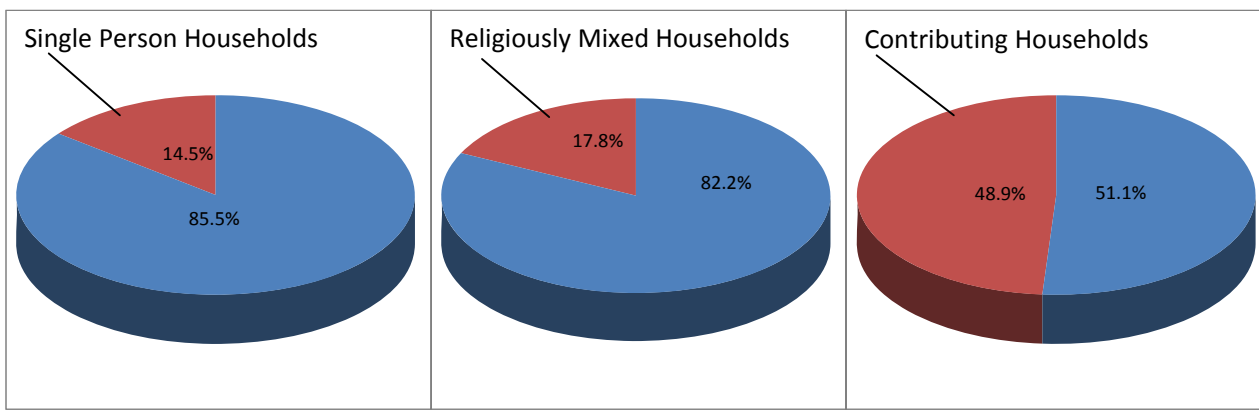
- 2005 Data is an estimate of population, Race and Hispanic or Latino Origin by Race based on a survey and is subject to sampling variability and some degree of uncertainty. Populations in institutions, college dormitories and other group quarters are not included.

# Household and Housing Characteristics 2005 American Community Survey (ACS)

## Bucks County

### Section 4: Catholic Population and Households

What do we know about Catholic Households?	Population		Households	
	Total	Percent	Total	Percent
Registered Catholic (Total)	245,054	100.0%	76,555	100.0%
Single Person Households	11,088	4.5%	11,088	14.5%
Religiously Mixed Households	x	x	13,603	17.8%
Contributing Households	x	x	37,406	48.9%



Sources:

Archdiocese of Philadelphia, 2005 Annual Pastoral Report Data: Reports p002 and p066

U.S. Census Bureau; American Community Survey:

2005 Detailed Tables; generated by Tom Denton; using American FactFinder; <<http://factfinder.census.gov>>; (January 2007);

B01003. Total Population-Universe: Total Population

B09003. Household Type and Relationship to Householder for Children Under 18 Years in Households - Universe: Population Under 18

B09016. Household Type By Relationship for Population in Households - Universe: Population in Households

B09017. Relationship By Household Type for Population 65 Years and Over -Universe: Population 65 Years and Over

B11009. Unmarried - Partner Households and Household Type by Sex of Partner - Universe: Households

B11010. Nonfamily Households by Sex of Householder by Living Alone by Age of Householder - Universe: Nonfamily Households

